

APRIL, 1994

FOUNDED • APRIL 21, 1974
DENVER • PENNA

STRETCH GLASS SOCIETY

(Co-)PRESIDENTS' MESSAGE

Dear Members:

WOW! What a response!! We've never had such a rapid and positive response from our membership. It appears that many of you are like us, hungry for RED STRETCH. In fact, we're a bit worried that a few of our members who did not get in their orders will be sorely disappointed when they see the anniversary pieces. We may have to "lean" on a couple of our members who were quick to order their maximum allotment by March 1.

We got a bit of a scare Sunday, March 13. We had just returned from a business trip to Philadelphia and New Jersey and awaiting on our phone recorder was a message from Mr. Frank Fenton. He had called four days earlier to notify us that the Fenton Art Glass Company had scheduled production of the twin dolphin fan vases for Monday, March 14! We quickly called Berry Wiggins and he was able to locate Mr. Fenton's home phone

number. We called and he confirmed that production was still scheduled for the third shift on Monday. Fortunately, the third shift starts at 4:00pm and we were able to drive down for the production.

We arrived a little after 3:00pm at Berry's and we looked at some of his recent finds before driving over to the factory. At the Fenton Factory, Jim Measell had apparently found out about the production and was anxiously awaiting to join us and Mr. Fenton.

Shortly after 4:00, Mr. Fenton retrieved us from the reception lobby and escorted us back to the production floor. For those of you who have not had the pleasure of touring a glass factory, the first thing that strikes you is the constant roar of the furnaces and the complicated "dance" of glass handlers moving yellow, glowing "hot metal" from the "pots" to molds, others reheating molded pieces in a "gloryhole" to be reshaped by expert craftsmen, and still others carrying finished pieces to the lair for "reduction of stress."

Production of our vases was a similar process but with many more steps involved. We arrived just as the shift was preparing the molds, heating tables and other equipment. First they dropped gathers of molten red glass in the twin dolphin mold to heat up the mold. The mold operator simply pulled out the first couple of pieces and threw them into a can. Finally, he was able to get a piece out the mold. He then inverted it and placed it on a pad where two air jets cooled the base. This was then picked up by another handler and placed, still upside down, onto a rotating table. Three gas jets then exploded into flame to heat the foot, stem and bottom of the vase. This secondary "warming in" is necessary to achieve better red color from the heat reactive "metal" (=glass). After about 30 seconds of this intense heat, a handler picked up the vase and placed it onto a rod which clamps onto the foot. Another handler then stuck the rod and vase into a "glory hole" (an inferno of yellow-hot gas) to reheat it. Once reheated, this handler then stuck it into the opening of the spray booth. Here the magic metal salt solution is sprayed onto the hot vase while being rotated. You could see the rich red glass begin to take on a metallic sheen of carnival glass. The sprayed vase was then taken back to the glory hole and reheated. Once thoroughly heated, the vase was moved to a bench where a shaper placed the vase over a flat, cone mold and the two sides were folded in with paddles. The foreman was not pleased with the look of the vases so he had them reheated again so the tops and dolphins could be "finished" to his artistic liking! Mr. Fenton had warned us that the vases may require some special working in order to get them right. After the final shaping the vases were released onto a forked rod which held onto the vase stems. Another worker took these vases over to the lair where they would be held at 1,000°F and gradually cooled over a 12 hour period. Mr. Fenton, wanting to see how red the glass was, asked for one of the pieces to be placed on the floor in front of us. He warned to not get too close as the piece may

explode. Sure enough, within a few minutes, PING!, the vase disintegrated into a hundred pieces! This is why they have to be placed in the lair for "removal of the internal stress of handling." More importantly, the glass was a rich ruby red with the base having hints of "amberina" orange. Just what we had agreed upon. All in all, we've never had the pleasure of seeing so much red stretch in such a short period of time. We think you will be very pleased. And yes, we were able to video tape the proceedings. We will bring the video to the convention for all to see. When time permits, we will attach the video of this production onto the video we plan to take of the Chicago convention so that all of our members can get a chance to see the production.

Speaking of the convention, from our cards and letters, this convention may be the largest, in terms of attendance, ever! We are especially excited to meet many of our midwestern and western members who we have not personally seen.

Now is the time for us to think about other Society business. We have reviewed our Constitution and By-Laws and don't think there are any pressing concerns. However, this is the year of elections. All offices (President, Vice President, Secretary/Editor, Treasurer and two Board Members) are to be voted upon. All of these positions are open to nomination. We are willing to serve as Co-presidents for another term, but Augusta Keith would like someone to take over Treasurer duties. We also note that the terms of Board of Director members, John Miller and Rose Schleede, are up this year. Both have served well and would be good choices, if they wish to continue. However, if any of our membership wish to step forward and become more active, let us know before the convention.

SEE YOU IN AURORA!

Renée and Dave Shetlar

Stretch Glass Society Officers

Co-Presidents: David & Renée Shetlar
 35 VanDeman Ave.
 Delaware, OH 43015

Sec/Editor: Mildred Bicksler
 460 Bicksler Dr.
 Wadsworth, OH 44281

Vice President: Martin Stozus
 107 Troy Rd.
 So. Windsor, CT 06074

Treasurer: Augusta Keith
 2701 Gooding Rd.
 Marion, OH 43302

Board of Directors

John Miller (OH), Rose Schleede (NY), John Madeley (IL), and Barbara Sullivan (VA)

DUES: Ten Dollars (\$10.00) annually for each family - Payable to the Treasurer by April 1st.

LETTERS TO THE EDITOR (AND CO-PRESIDENTS)

(NOTE: Since Mildred Bicksler was up to her neck with some family matters and a long planned trip to Florida, we volunteered to take over the editorial duties for this edition of the newsletter - Dave & Renee Shetlar)

CONDOLENCES to Mildred and Wes.

We wish to express our sympathy to Mildred and Wes who recently lost a sister-in-law to complications arising from heart troubles.

Michael Getchius (Redgranite, WI)(20FEB94) writes:

I do ... have a few additions and corrections I believe need to be made [to the January Newsletter]. First of all there is listed an item number "643 covered bon bon" followed by a "643 covered bon bon, footed" in the Fenton list. I believe the first item listed should actually be the number "543" as is shown in the catalog reprint circa 1927 on page number 91 of "Fenton Glass, The First Twenty-five Years." We do know they made such a bowl because it is shown as Fig. 366 on page 64 [of the same book]. ... I am enclosing a picture of the piece I have in my collection, along with a copy of a letter from Mr. Frank Fenton addressing the piece. I would also like to add the mold number "10 Covered Candy" to the listing of Fenton items. This piece is pictured in "Caught in the Butterfly Net" by The Fenton Art Glass Collectors of America on page 93, Fig. #299. I do not presently have this piece in my covered candy collection but I have seen it in Velva Rose priced out of my range. It has also appeared on a number of display tables at the annual FAGCA convention. The mold number "835 1/2 lb. Covered Candy" also needs to be added to the list. This piece is pictured in the catalog reprint on page 91 [first book above]. I have a number of these in my collection in Velva Rose, Florentine Green and Celeste Blue.

Ed - We agree. In fact, we have enclosed a drawing of the FG#543 in this newsletter! As we had requested, we welcome any additions and/or corrections to the lists of items and colors which have been presented in the SGS Newsletter. Keep up the good work!

The Co-Presidents' note on "vaseline" color in the January 94 newsletter drew the following response from Miss Terry Fedosky (Paducah, KY)(15FEB94):

As a collector of Vaseline Glass, as well as Stretch Glass, I found the last paragraph of your message of Jan., 1994 very interesting. I do believe Berry Wiggins is in error when he says "vaseline" has never been used by any glass manufacturers. Jay Glickman made the same statement in his book, "YELLOW - GREEN VASELINE."

However, in "FENTON GLASS, the Second Twenty-five Years", reprints of ads on pages 81 and 89 show items in the Daisy and Button patterns available in Vaseline. These items were produced ca 1937-1938. Hobnail produced in 1941 was listed in Topaz, as were pieces of Georgian which was produced 1930-1935.

Although these "vaseline" pieces were not Stretch Glass, I did want to clarify this point. Again, let me say how much I enjoy my newsletter and my enjoyment of Stretch Glass.

Ed - Well you caught us! We talked to Berry again and he assured us he meant no stretch glass had ever been called "vaseline" by the manufacturers. We appreciate your careful reading of the books. We've looked at those same books many times and had overlooked the listing of "vaseline" every time! Good work!

Concerning colors, Cal Hackeman (Manassas, VA)(9FEB94) wrote:

I've been pretty mum about this color debate that's going on up until now, but after reading your article, etc. I feel like it's time to put in my two cents worth. As you may remember, my wife and I have been collecting glass and other collectibles for over 25 years now. In every category, a collector has to learn about the items he/she is going to collect. To do otherwise, is to ask for trouble. In early American pattern glass, for example, one needs to know the difference between a sugar bowl missing its cover, a spooner and a celery vase - even though all of them look pretty much the same. There are lots of other examples of learning about what you collect. Most of the "purists" insist that you learn the proper terminology if you're going to talk about the subject, especially with the "experts" in the field.

The first time I talked to Berry [Wiggins] about stretch glass and the "yellow" color came up, he was quick to tell me it wasn't vaseline, it was topaz. It took me a few tries to remember, but now I wouldn't think of calling topaz "vaseline" -- I just call it topaz. Well, that's a long winded way of saying let's respect the artisans and businesspersons who made, named and marked stretch glass and stick to their original colors and piece descriptions (i.e. comports!).

...

Ed - Here! Here! Cal, we thought that your comments were not "long winded" but something that we are all striving for - expertise in our collecting field. However, we urge tolerance of our new members and others on their way to becoming experts of the future.

News from Augusta Keith:

Augusta reports that our membership is up to 123 paid memberships with four complementary newsletters being sent to other organizations and glass historians.

Augusta sent out reminder cards in early March since many of our members had expressed that they often overlooked the due date on the back of the newsletter first page. She reports that the response has been generally favorable. John Madeley can be thanked for the idea as he indicated that he would read the newsletter and file it away. He found it easier to pay when he received a special card or note which he could place in his monthly "to-be-paid pile."

We also wanted to reassure members coming to the convention that they can pay their 1994-95 dues then. In order to keep from overburdening Augusta at the convention (i.e. Augusta likes to spend time looking at the displays and talking to the attendees!), we urge you to take care of your memberships before the convention or during the stated times posted in the following schedule.

REMINDER - Convention Late Arrivals:

We have heard from many that they will be able to attend only during the weekend. We highly recommend that you contact John Madeley or one of the officers if you would like to have some space to show pieces of your collection. We will gladly save some space.

CONVENTION ETIQUETTE -

Many of you will be attending your first convention. As the Stretch Glass Society has grown from a few interested people to more than a hundred, we would like to remind everyone to use proper etiquette when viewing other's glassware.

Most glass societies rope off the displays so that others can not pick up and examine the pieces on display. In order to best see stretch glass iridescence, one usually has to be able to tilt and move the piece.

Each display will be clearly marked

"For Display Only." For sale items should be separated from your display and clearly marked with a price.

If you wish to hold or closely inspect a piece of glass "on display", please ask the owner for permission and assistance. If the owner is not around, ask one of the officers if they know when the owner will return. We, personally, love to have others "touch and feel" our glass, but we also know that a tiny flake missing can destroy the value of the piece. Enough said!

Rex Tatum (Baton Rouge, LA)(20FEB94) wrote:

...I plan to attend the convention this year and will bring several hundred duplicates for sale at bargain prices. I inherited the Thomas Steinle collection and it would please him to know that some of it was distributed to collectors as devoted to stretch glass as himself.

Ed -- Boy! We can't wait! As Bill Crowl often states, "Check with your local banker and come with your money in hand."

New England Carnival Glass Association 1994 Convention

N.E.C.G.A.'s 1994 Convention will be held at the Ramada Hotel, 1080 Riverdale Rd., West Springfield, MA 01089, (413-781-8750) on Sept. 9th and 10th. "Early bird" arrival is Sept. 8th or earlier. The Hospitality Room will be open at noon, Sept. 8th and all day Friday and Saturday, as usual. The Hotel will give our special room rates for single or double occupancy (\$65.00 deluxe Courtyard room and \$55.00 standard room), throughout "Brimfield Days" if you tell them you're with our Carnival Club. If you want a free 6-foot table placed in your room for sale or display, ask the desk to transfer the call to Christine Marineau and tell her. Tom Burns will hold an Auction Friday evening and we will have a Banquet on Saturday evening, plus a fine speaker followed by our fun-filled "mini-auction." Our Club will subsidize \$5.00 per banquet meal. Tom

will conduct a seminar on Saturday after lunch. We will have a contest again this year for room displays. Plan some of your vacation time to come and take in the fabulous Brimfield Flea Market mornings and enjoy Convention activities in the afternoon and evenings as well, and once tried, we're sure you'll do it every year... but you won't know until you try it or talk with someone who has! Whatever you do, don't wait... call now and reserve your room. If something comes up along the way and you can't make it, cancel it. For further information, contact me, Sam McGill, (203-623-4645), 27 Wells Rd., Broad Brook, CT 06016 and I will send you all the information. If I'm not home, talk with my wife, Blanche or leave your name, number and message on the recorder and I will return your call.

10th Annual Fenton Jamboree, Fenton Finders of Puget Sound

The Fenton Finders of Puget Sound will hold their Jamboree June 24-25, 1994 at the Holiday Inn, 225 Coburg Rd., Eugene, OR 97401. The Jamboree check-in will begin 10AM, Friday, June 24 and a registration fee of \$12.00 will be charged. Various fun filled and educational activities, seminars and glass identification will be held Friday and Saturday. A Golf Tournament will be held Thursday afternoon for those who are able to get to Eugene early. Call Bill Rees for details at: 206-833-6266.

Ferill Jean Rice, President and Founder, Fenton Art Glass Collectors of America, will be the luncheon speaker on Friday and Frank Fenton will be the banquet


speaker on Saturday. The Banquet will start at 7PM and will be preceded by a No Host Happy Hour at 6PM. Dinner is \$21.00 per person and includes a Fenton Favor.

You are invited to set up a display of Fenton Glass and/or to sell Fenton from your room. This year's theme is "Potpourri" (your choice of theme). Prizes will be awarded for Best use of Theme, Most Beautiful Glass and Most Creative Display.


For further information contact Jan Rees (a SGS member) at 206-833-6266 or Judi Krause at 206-852-1686. Deadline for registration is June 1.

STRETCH GLASS COVERED PIECES I

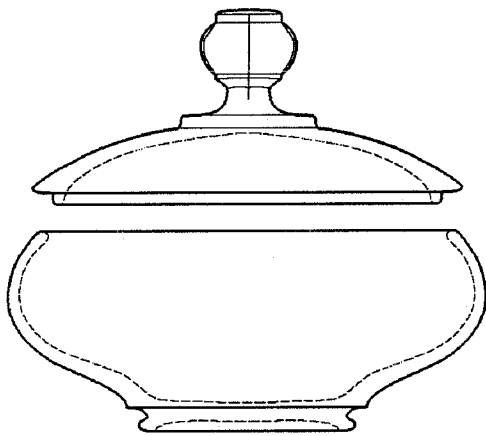
The following covered pieces were loaned by John Madeley for illustration.




Fenton Art Glass #543 Candy Jar



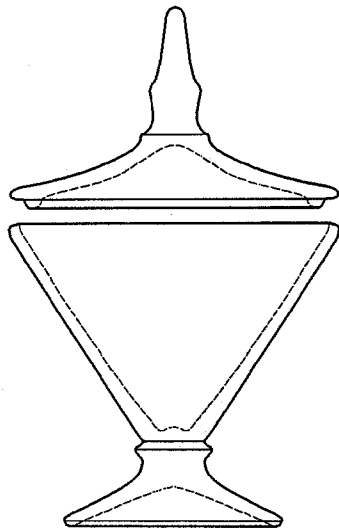
Lancaster Glass #(?) Candy Jar



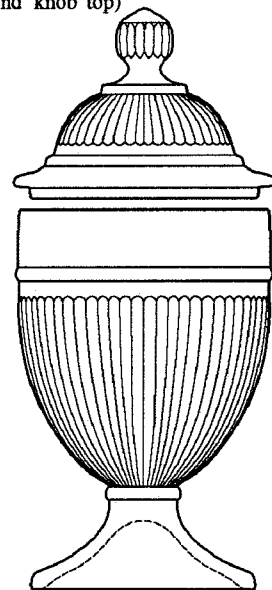
Lancaster Glass #(?) Candy Jar
(square knob top)



Lancaster Glass #(?) Candy Jar
(round knob top)



Lancaster Glass #83 Candy Jar

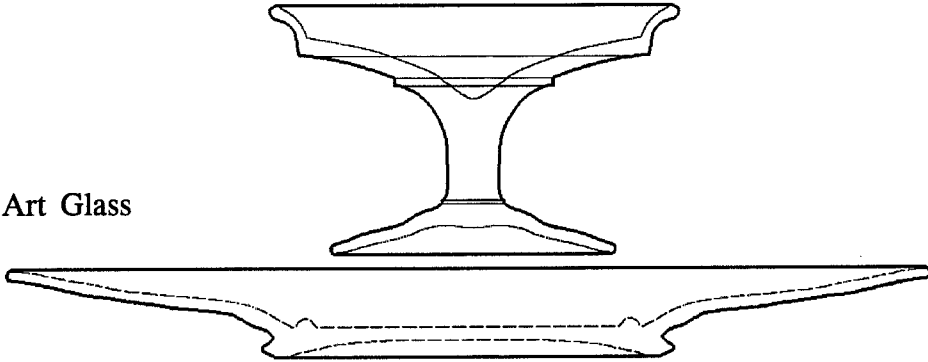


Diamond Glass "Adam's Rib"
Candy Jar

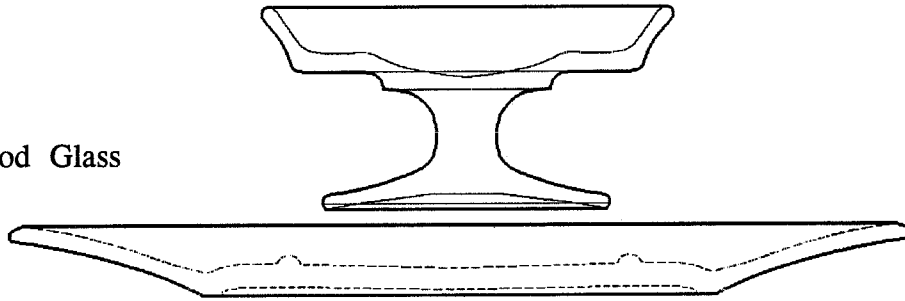
Stretch Glass Cheese and Cracker Sets

The following peices were loaned by John Madeley for illustration after being identified by Berry Wiggins.

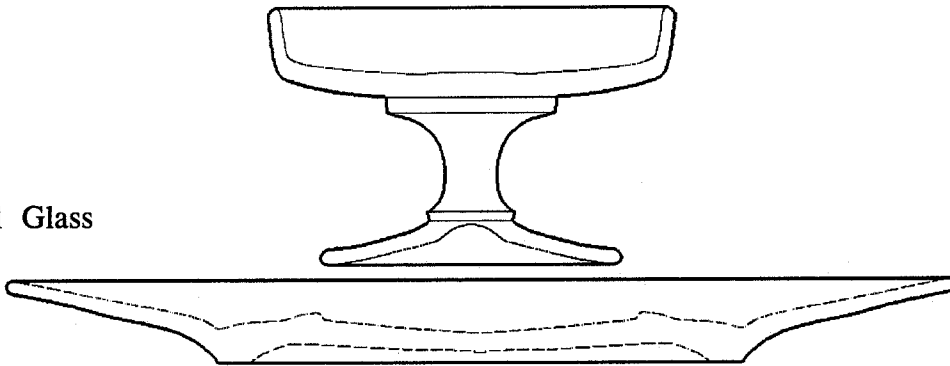
Fenton Art Glass



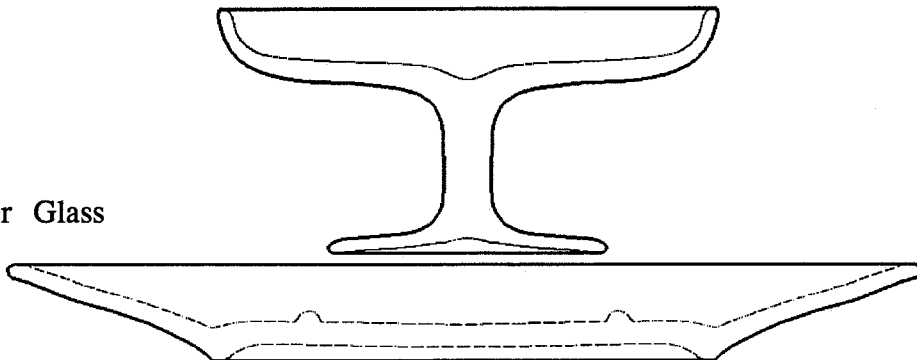
Northwood Glass



Imperial Glass



Lancaster Glass



STRETCH GLASS SOCIETY 1994 CONVENTION AND SHOW

DATE: April 28, 29 & 30, 1994
PLACE: Howard Johnson Hotel
LOCATION: North Aurora, IL
Interstate 88 & State Rt. 31
(306 S. Lincolnway)

ROOM RATE:
Single \$40.00 plus tax
Double \$46.00 plus tax

CHOICE FOR BANQUET:

Steam Ship Round (Beef) @ \$13.40 or
Baked Chicken @ \$10.95 (tax & tip
included)

All dinners include:

Tossed salad; potato;
green beans; rolls &
butter; coffee, tea or milk;
dessert - apple crisp

SCHEDULE:

Thursday, April 28th

10AM Show room open for set-up
(registration and dues payment - 10-12AM)
4PM Show room open to the public
9PM Show room closed

Friday, April 29th

9AM Show room open to the public
(registration and dues payment:
9-11AM & 1-2PM)
9PM Show room closed

Saturday, April 30th

9AM Show room open to the public
(registration and dues payment:
9-11AM & 1-2PM)
4PM Show room closed (pack up)
7PM Banquet
8PM Speaker - Dr. Jim Measell - "Diamond Glass
Ware Company Stretch Glass"
9PM Business Meeting

NOTE: There will be a photo session during the convention to photograph stretch glass for an upcoming book project by John Madeley. If you have pieces which you would like photographed for possible inclusion in this book, please bring them with you.

RESERVATION FORM

(Cut out along dotted line and send to hotel address listed)

STRETCH GLASS SOCIETY CONVENTION AND SHOW

Arrival Date: _____ Depart Date: _____
(Arrival after 6:00PM requires guaranteed payment by credit card or one day's payment)

Name: _____

Address: _____

Business/Home Phone: _____

Room Type: Single _____

King _____

Double/Double _____

Parlor _____

Credit Card # _____

Exp. Date: _____

People: _____

BANQUET CHOICE (circle one):

1. Steam Ship Round Beef
2. Baked Chicken

RETURN TO: Howard Johnson Hotel
306 SO. Lincolnway
North Aurora, IL 60542

IRIDESCENT STRETCH GLASS

Kitty & Russell Umbraco

A 64 page book showing over 200 pieces
in fill color with text and
price guide supplement
\$9.00 postpaid.

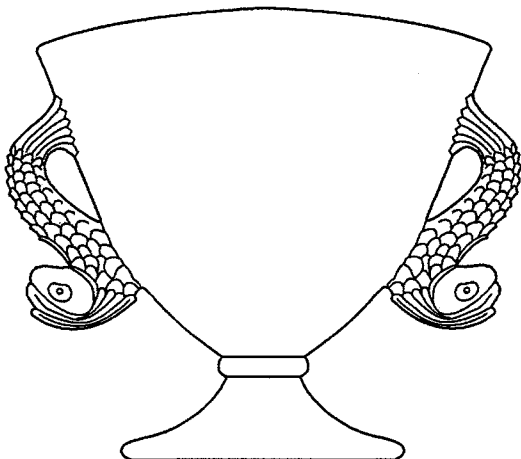
Order from Kitty Umbraco

6019 Arlington Blvd.
Richmond, CA 94805

California residents please add
7% for sales tax.

Mildred Bicksler - Editor
Stretch Glass Society
460 Bicksler Drive
Wadsworth, OH 44281

First Class Mail



Wesley & Mildred Bicksler
460 Bicksler Drive
Wadsworth, OH 44281