

FOUNDED • APRIL 21, 1974
DENVER • PENNA

Stretch Glass Society Newsletter

October, 1997

(Co-)Presidents' Message

Dear Members:

As we sit down to compose this message, we realize that it is the first week of September already and another year will soon be over! Ohio's summer was all too short and fall is arriving much too quickly....maybe it has something to do with our age and the feeling that time is getting away from us!

July and August were very busy months for us--stretch glass wise. We frantically got the "Madeley/Shetlar" stretch glass manuscript ready for delivery to the publisher; attended the National Fenton Glass Society Convention in Marietta, Ohio; spent more money there than we intended; exchanged the faulty 1997 black stretch comports for better ones; attended a meeting with Frank Fenton and Jim Steinbach discussing the 1998 SGS piece; visited our kids/grandkids for a week and found a pair of cobalt blue Fenton #232 candlesticks!; started inputting all of our stretch glass inventory data into the computer; joined an On Line-based Carnival club; attended a Burns' Auction; bought a stretch glass bowl from Augusta Keith's cousin at the Sunbury, Ohio Annual Labor Day Flea Market; and visited with Jim and Barbara Midlam, of Ashland, Ohio, helping them identify some pieces of their wonderful collection of stretch!

Florida and our kids/grandkids are on the agenda again for the middle of September and we will certainly make time to look for more stretch. We only wish that we had the time to visit all of the SGS members who live in Florida! However, if we did that, we might not have the energy OR the funds to head up to Chicagoland on October 11th for the special gathering of northern stretch glass enthusiasts. John Madeley has once again arranged to have Bill Crowl on hand with lots of very desirable stretch to sell. They will be setting up at 7PM in the St. Charles Township office (St. Charles, Illinois). If you have an opportunity to make it to this event, we can guarantee you will be delighted and amazed with the stretch you see!

The photos with this edition are a bit different than our usual selection; let us know what you think. During the production of the '97 Black Stretch Comport, we shot video, as we have done in the past, and, with Jim Steinbach's help, we took still photos. Our thought was to use some of these photos to illustrate the stretch glass production process in "the" book, but we thought you might like a preview of the process in our newsletter.

The series of photos begins with the "taking of a gather." Hot, molten glass, called "hot metal" is rolled onto the end of a metal rod. The "gatherer" has to be careful to get only molten glass without any bubbles. This gather is continuously rotated

while being quickly taken to the mold and press. The molten glass is allowed to drip into a mold that has been pre-heated with previous gathers of hot metal. The press operator has to have a very good eye to determine precisely how much glass is need to fill the mold. Once enough glass has come off the gather, he uses a large pair of scissors to literally cut off the glass. Interestingly, this area where the scissors meets the hot glass cools the glass. This area leaves a slight impression even in the finished piece. This impression is often referred to as a "straw mark," but it is more correctly known as a "cut-off mark."

A top ring is placed onto the mold and the plunger is lowered into the mold. This forces the glass into all areas of the mold. The plunger is removed and the entire mold is handed to another person who opens the mold and extracts the hot piece of glass.

The molded piece is then taken, by a pair of tongs, to another area where the base is inserted into the jaws of a "snap." The snap is a metal rod with round jaws on one end that can be opened and closed. The "snapped up" piece is quickly inserted into a "glory hole," an inferno of flame. After reheating, the piece is taken to the spray booth where the iridizing salts mixture, "dope," is sprayed over the entire piece. During this iridizing process, the snap handler keeps the rod rotating. This produces a smooth, consistent application. However, many problems can arise. If the glass is too cold or too much dope is applied, a white, chalky looking finish results. Too little dope and the iridescence and resulting color is less than desirable.

The next two steps are what separate stretch glass from other iridized glassware such as carnival glass. After application of the dope, the piece is taken once again to the "glory hole." The snap handler keeps the piece in continual motion by rotating the rod as it heats. At this point, the glass becomes plastic and expands more than the metallic salt coating. This generally causes the prominent "satiny," to slightly

"crizzled" appearance. When the piece reaches the proper temperature the snap handler takes it over to the "finisher" who uses various tools to alter the shape--flaring, cupping, or crimping. This re-shaping is what creates and emphasizes the stretch effects prized by collectors.

But it is not done yet! If the piece were merely allowed to cool on the spot, it would shatter into many pieces. The multiple heatings and final shaping has put considerable "stress" into the glass. Therefore, the final step is to take it to the lehr where it is allowed to cool over a period of several hours. Unfortunately, not every piece that is put into the lehr comes out in one piece--no matter how slowly it is allowed to cool. Some pieces simply have too much stress and literally fall apart or form cracks. But, that is the nature of hand crafted glass!

Of course, if these photos have piqued your interest in the glass making process, we will have a copy of the video at next year's convention in the Chicago area. We may even have new video of the 1998 piece being commissioned from the Fenton Art Glass Company.

According to Committee Chair, Jim Steinbach, discussions are continuing on the final arrangements for the '98 piece and Jim seems very excited about the prospects! All he wants to report on, is that Frank Fenton has had his people reviewing early records and searching inventories for molds used during the heyday of stretch glass. Word is that a mold for the dolphin-handled server has been located. Now, that would be NICE! However, Frank stated that they will have to work on creating the correct snap to hold this piece and they will have to work on molding and shaping the piece before they can promise us anything for certain! Our "back-up" selection will be something made from the "lotus bowl" shaped mold. Hopefully, final information about the 1998 piece will be forthcoming in the next issue along with order forms!

Renée and Dave Shetlar

Stretch Glass Society Officers

Co-Presidents: David & Renée Shetlar
35 VanDeman Ave.
Delaware, OH 43015

Sec/Editor: Janet R. Reichling
1085 Taunton Ct.
Schaumburg, IL 60193



Vice President: John Madeley
595 North 12th Street
St. Charles, IL 60174

Treasurer: Calvin Hackeman
8865 Olde Mill Run Road
Manassas, VA 20110

Board of Directors

Stephanie Leonard (MA), Joanne Rodgers (OH), Arna Simpson (MD), Jim Steinbach (OH), and Phillip Waln (CA)

DUES: Eighteen Dollars (\$18.00) annually for each family - Payable to the Treasurer by APRIL 1st.



Hot glass being cut from the gather into the mold. Notice the round top ring that is placed onto the mold. This defines the top rim of the glass piece.

A gather of hot glass being taken from the pot.

A molded piece being placed into the snap.

The plunger about to be lowered into the assembled mold.

Dope being applied to the piece.

A snapped-up piece being heated in the glory hole.

A handler applying a handle to a piece to make a basket. Notice the spray booth in the background.

Reheating of the doped piece. This is where the magic of stretch iridescence really begins!

From the Editor's Messy Desk – Jan Reichling
Hello Stretch Glass Members!!!!

The **1998 STRETCH GLASS CONVENTION** Will Be Held In The Southwestern Suburb
Of Chicago In Burr Ridge At:
The Best Western Inn Of Burr Ridge, IL , 300 S. Frontage Road, Burr Ridge, IL 60521, 630-325-2900

The Room Rate Will Be 58.00 Per Night Plus Tax.

The Dates: Thursday - April 30th, Friday - May 1st And Saturday – May 2nd

First and always are our members and we wish to welcome back several through renewal:

Phil & Mary Barber, 1210 Hiatt, Carter Lake, IA 51510 -- 712-347-5241

Maggie & Roger Christensen, 2952 Whileaway Circle W., Colorado Springs, CO 80917
719-550-9086

Clarence Crum, 106 North First Street, Arcadia, WI 54612

Gordon Phifer, 7 Barcelona Trail, Ormond Beach, FL 32174 -- 904-677-5946

Lewis & Nona Redd, Jr., 10041 Tapa Place, Fort Mill, SC 29715 -- 803-548-1712

Lorena Tunstill, 1991 Felix Ave., Memphis, TN 38104-5616 -- 901-272-3898

Robert Turk, 193 E. Grantley Avenue, Elmhurst, IL 60126

PLUS --- Our new members:

Robert Christie, 1418 Baypoint Avenue, Wilmington, CA 90744 -- 310-835-2290

Carrie Domitz, 23336 SE 265th, Maple Valley, WA 98038

Molly Evans, 1400 Edgewater Drive, Apt. 207, Pierre, SD 57501 -- 605-224-4367

Anna S. Thompson, 185 Montego Key, Novato, CA 94949 -- 415-883-1892

Lois & John Timbes, 837 Grovesmere Loop, Ocoee, FL 34761 -- 407-877-7088

Keith Younker, 620 Mill creek Lane, Jasper, IN 47546 -- 812-634-9049

Corrections:

Phone Number of David Goodrich to 704-697-2597

In a past Stretch Glass Newsletter, I included an announcement for the Imperial Convention Show and Sale held in Ohio this past June. Cliff McCaslin, a member of the Stretch Glass Society, recently wrote and thanked us for our help and support. We know the efforts of coordinating and executing such an event, but their efforts have gone beyond the preparation and execution of a convention in that they have started their quest for a "National Imperial Glass Museum", an effort to preserve the heritage of Imperial glass. "It wasn't until the 1970's did the company begin to succumb to the pressures of a changing economic world and in the spring of 1985 the furnaces of the Imperial Glass company were silenced," writes Cliff. We as stretch glass collectors have also cherished our Imperial Stretch Glass and commend them on their journey. For further information the Imperial Glass Encyclopedia is available for research and study. Congratulations..... ("Imperial Glass Encyclopedia" - Volume 1 -- A-Cane -- 1995 -- by The National Imperial Glass Collectors' Society, Edited by James Measell from Antique Publications, PO Box 553, Marietta, OH 45750 or 1-800-533-3433)

Following in the footsteps of preserving glass, I would like to share the "state" of the much talked about "Stretch Glass Book". As the story unfolds, John Madeley began his efforts, with a book in mind, a few years ago by photographing some of the best known collections of stretch glass across the United States. This photography expanded to collections with one or several pieces of unique stretch glass not previously photographed. Behind the scenes, late at night during our conventions, receiving and returning packages by mail, etc. --- John with his love and knowledge of Stretch Glass was always on the hunt for STRETCH GLASS. Enter Dave Shetlar, the writer, computer guru, with his meticulous research skills, with his love and knowledge of Stretch Glass was also always on the hunt for STRETCH GLASS. (We know and tremendously enjoy Dave's line drawings in our Quarterly Newsletters.)

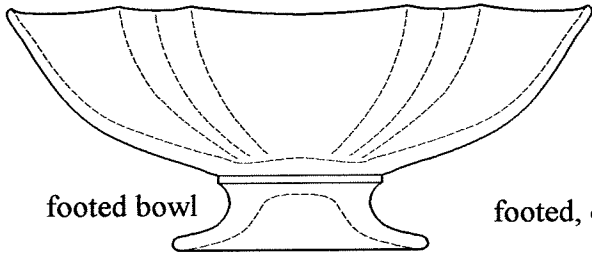
Together, they have completed their manuscript, submitted their draft, and were accepted by Collector Books who will publish the "American Iridescent Stretch Glass" book. You ask, "when will this long awaited, overdue Stretch Glass Book be ready?" (*Berry Wiggins; Kitty and Russell Umbraco both published Stretch Glass books in 1972 and no book has been solely dedicated and published for Stretch Glass since then..... Thanks Berry, Kitty and Russell*). John (due to the UPS strike) hand delivered and reviewed the pictures and script with Lisa Stroud, the Editor at Collector Books in Paducah, Kentucky on Monday, August 11, 1997. Their publication schedule is very heavy and the proposed target is for the 1998 Convention, but no promises can be made. It could be anywhere from January to July of 1998..... **I congratulate Dave and John on their tremendous efforts, as I'm sure any author can attest, it is a gift of love and a lasting heritage to all of us who collect our cherished Stretch Glass.**

The book is intended to be a field guide and contains over 800 pictures of Stretch Glass from the nine known manufacturers -----Central, Diamond, Fenton, Imperial, Jeannette, Lancaster, Northwood, and U.S. Glass.

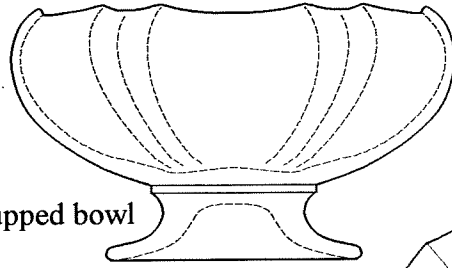
For your reference:

"Stretch Glass" by Berry Wiggins - Book 1 - First Printing, July 1972 - out of print

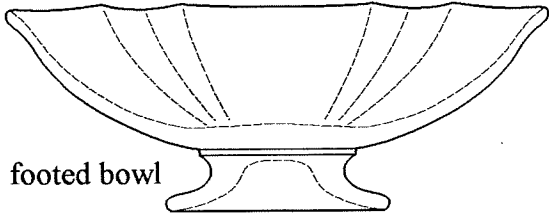
"Iridescent Stretch Glass" by Kitty and Russell Umbraco - 1972 - out of print



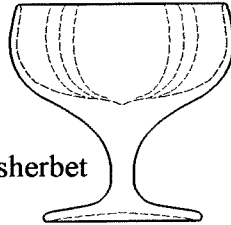
footed bowl



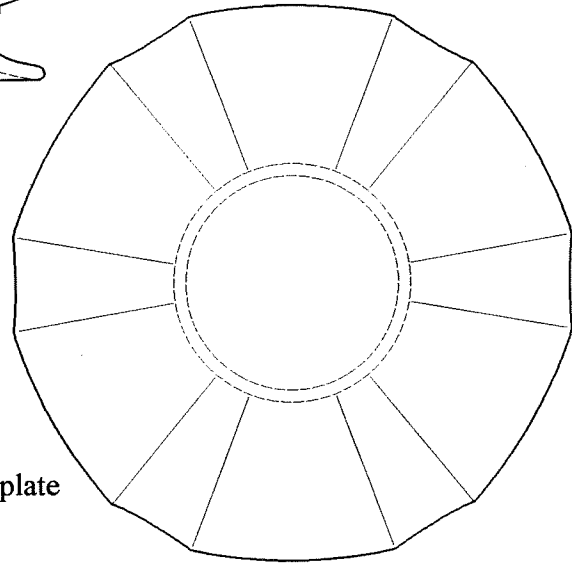
footed, cupped bowl



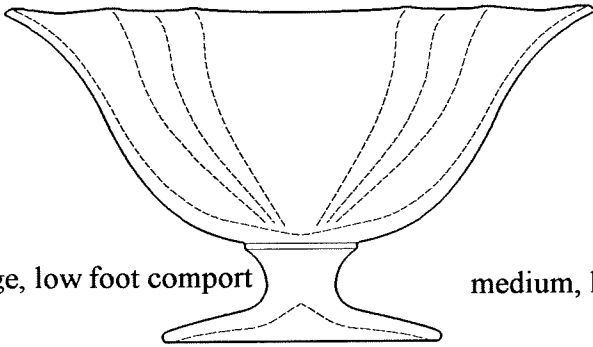
footed bowl



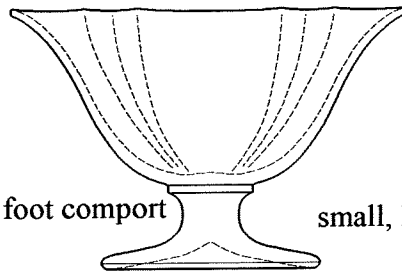
sherbet



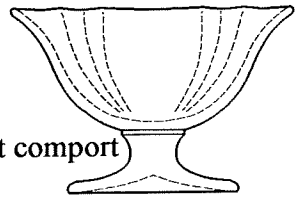
8-inch plate



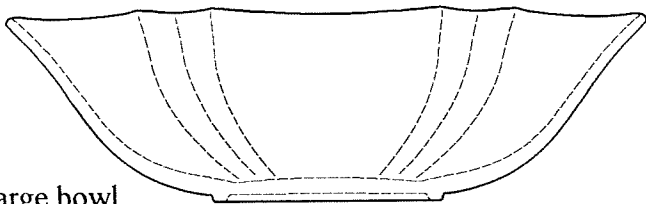
large, low foot comport



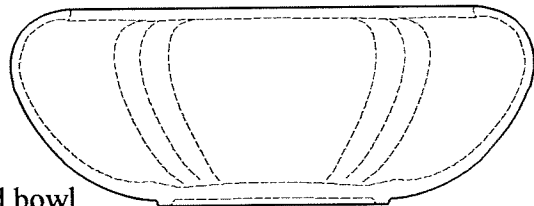
medium, low foot comport



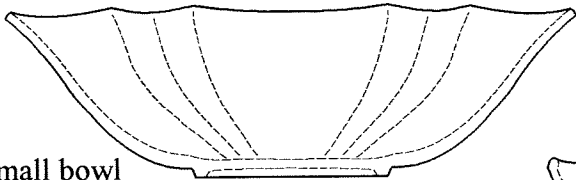
small, low foot comport



large bowl



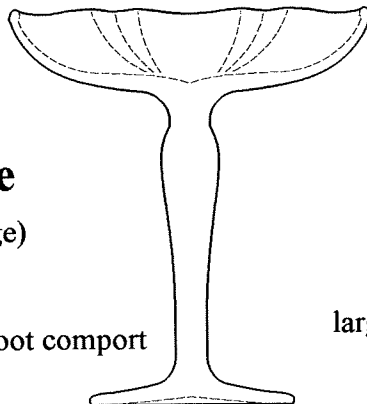
cupped bowl



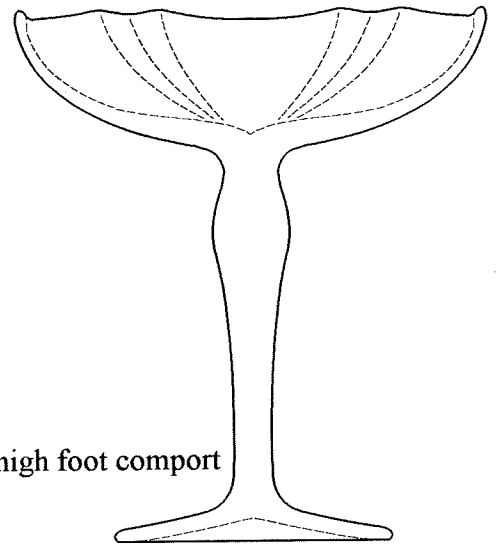
small bowl

US Glass Unidentified Line

(has six sets of optic rays and scalloped edge)

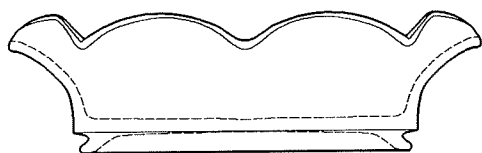


small high foot comport

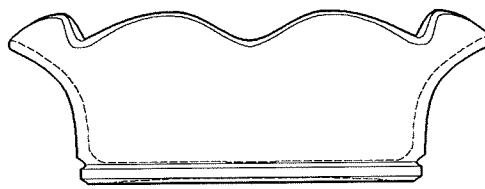


large high foot comport

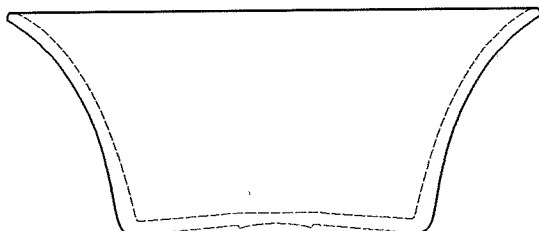
Wide Base Bowls




Imperial



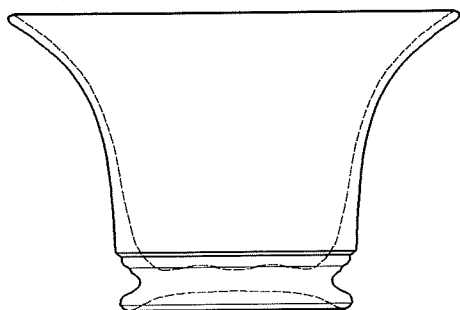
Diamond




Northwood #620




Northwood #669



US Glass #179 (sweet pea vase)




US Glass #179




Vineland

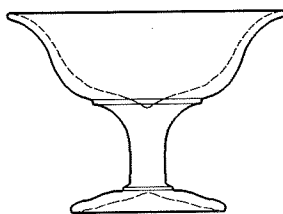
Stretch Glass Sherbets




Diamond



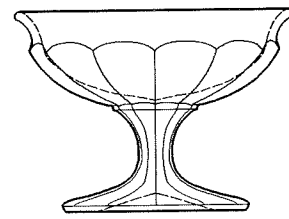
Diamond



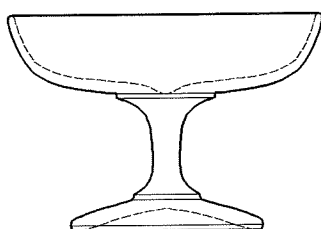
Fenton #103



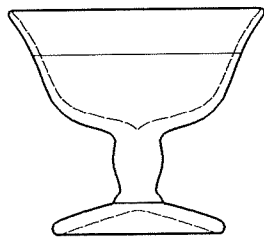
Imperial #499/1B



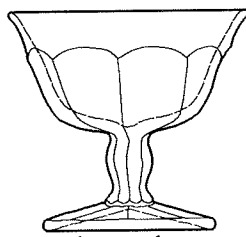
Imperial #6001



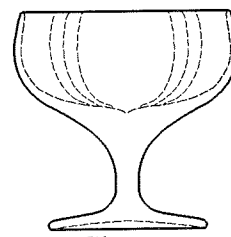
Lancaster



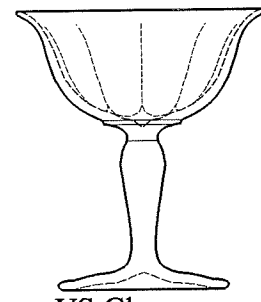
Northwood #685



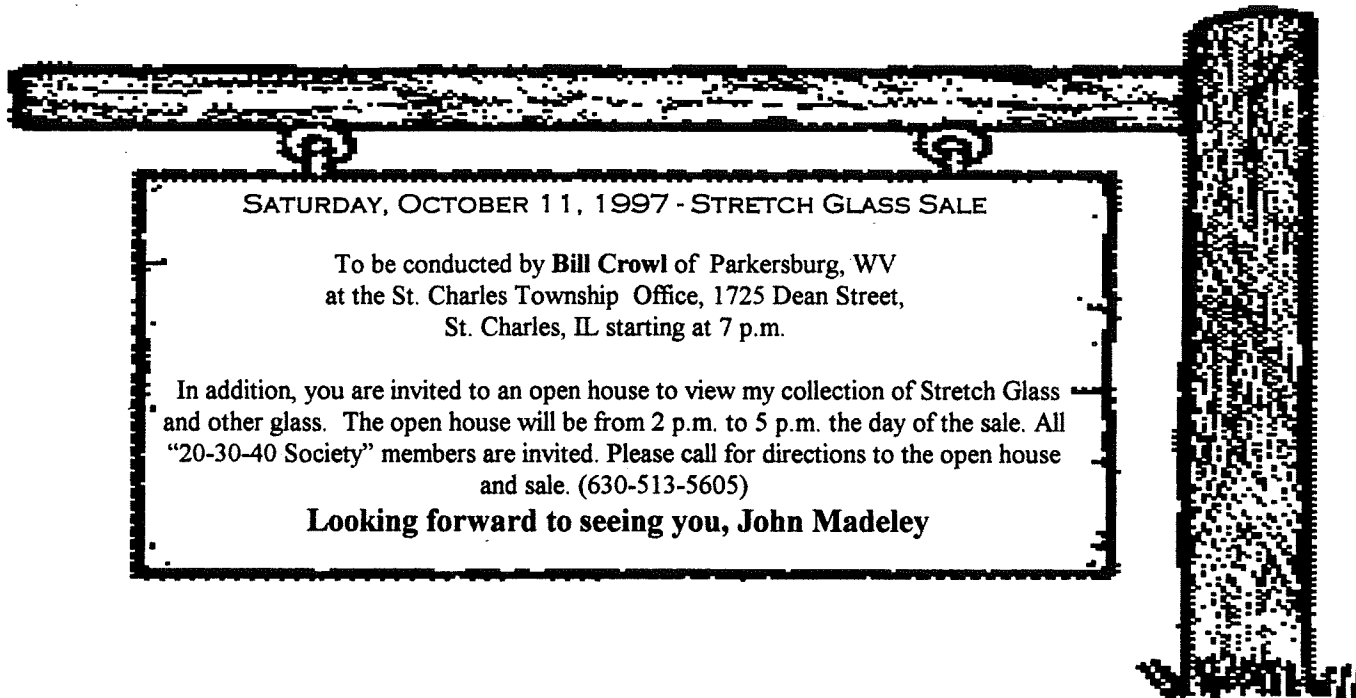
Northwood



US Glass



US Glass



SATURDAY, OCTOBER 11, 1997 - STRETCH GLASS SALE

To be conducted by **Bill Crowl** of Parkersburg, WV
at the St. Charles Township Office, 1725 Dean Street,
St. Charles, IL starting at 7 p.m.

In addition, you are invited to an open house to view my collection of Stretch Glass and other glass. The open house will be from 2 p.m. to 5 p.m. the day of the sale. All "20-30-40 Society" members are invited. Please call for directions to the open house and sale. (630-513-5605)

Looking forward to seeing you, John Madeley

THE STRETCH GLASS SOCIETY is a national organization designed to stimulate interest in American stretch glass produced from 1916 through 1935. The members share information on the manufacturers and designs of stretch glass. Members are entitled to the newsletter produced quarterly, SGS Member Directory, and may attend the annual Convention and Show held in April.

Through its membership, the Stretch Glass Society can answer most questions concerning the origin, names and colors of stretch glass. May we acquaint you with the makers - Fenton, Northwood, Imperial, Diamond, U.S. Glass, Vineland, Lancaster, Jeannette and Central? At the annual show, you can see colors such as: blue, green, topaz, pink, russet, wisteria, red, tangerine, opaque blue, opaque black, opaque yellow, opaque white and many more!

Annual dues are \$18.00 per year. Please send this membership form and check made out to the **STRETCH GLASS SOCIETY** and mail to:

STRETCH GLASS SOCIETY
P.O. BOX 573
HAMPSHIRE, IL 60140

rev. 10/94

THE STRETCH GLASS SOCIETY is a national organization designed to stimulate interest in American stretch glass produced from 1916 through 1935. The members share information on the manufacturers and designs of stretch glass. Members are entitled to the newsletter produced quarterly, SGS Member Directory, and may attend the annual Convention and Show held in April.

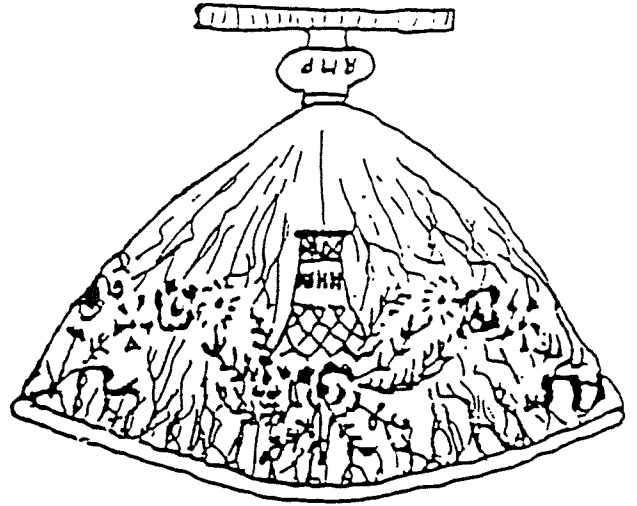
Through its membership, the Stretch Glass Society can answer most questions concerning the origin, names and colors of stretch glass. May we acquaint you with the makers - Fenton, Northwood, Imperial, Diamond, U.S. Glass, Vineland, Lancaster, Jeannette and Central? At the annual show, you can see colors such as: blue, green, topaz, pink, russet, wisteria, red, tangerine, opaque blue, opaque black, opaque yellow, opaque white and many more!

Annual dues are \$18.00 per year. Please send this membership form and check made out to the **STRETCH GLASS SOCIETY** and mail to:

STRETCH GLASS SOCIETY
P.O. BOX 573
HAMPSHIRE, IL 60140

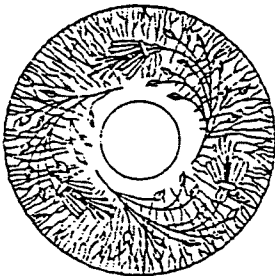
rev. 10/94

.....
.....
FIRST CLASS MAIL



Janet R. Reichling - Sec/Editor
Stretch Glass Society
1085 Tanton Court
Schauenburg, IL 60193

MEMBERSHIP FORM
FOR THE



STRETCH GLASS SOCIETY
(Founded April 21, 1974 - Denver, PA)

Mr./Mrs./Ms. _____
(please print full name)

(complete mailing address)

City State Zip

*Phone _____

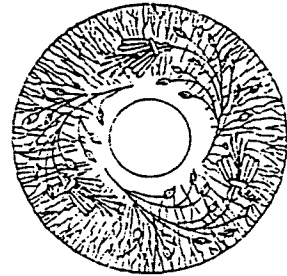
Signature _____

(please return to address on reverse)

*Phone numbers will be published in the SGS Member Directory
(available to members only), unless notified to do otherwise.

I learned about the SGS through (circle one):
ANTIQUE TRADER DAZE GLASS DIGEST
DEALER OTHER

MEMBERSHIP FORM
FOR THE



STRETCH GLASS SOCIETY
(Founded April 21, 1974 - Denver, PA)

Mr./Mrs./Ms. _____
(please print full name)

(complete mailing address)

City State Zip

*Phone _____

Signature _____

(please return to address on reverse)

*Phone numbers will be published in the SGS Member Directory
(available to members only), unless notified to do otherwise.

I learned about the SGS through (circle one):
ANTIQUE TRADER DAZE GLASS DIGEST
DEALER OTHER