

Message from the President  
**Cal Hackeman**

# QUARTERLY

OCTOBER, 2003



## Inside

Stretch Glass Bowls: So	
What's the Difference . . . .	4
Bowls In Color . . . . .	5
'03 Convention Report,	
continued . . . . .	6
'04 Convention Update . . .	6
Outreach Update . . . . .	7
Letters/E-Mails . . . . .	7
Seekers/Sellers . . . . .	11

## Presentation Packet Available FREE!

For your next presentation on Stretch Glass, borrow the SGS presentation packet to support your 'Show & Tell!' Shipping, both directions, will be paid by the Society! Included in the packet:



- ▶ **VHS videocassette** of SGS club souvenirs being made by the Fenton Art Glass Company
- ▶ **35mm slides** illustrating the process of making stretch glass
- ▶ **American Iridescent Stretch Glass**, by Madeley/Shetlar as support (if you don't have a copy)
- ▶ **Dolphin Photo Album** from the 1996 Convention Club display
- ▶ **"Stretch, that 'Other' Iridescent Glass,"** by Helen and Robert Jones in *Glass Collector's Digest*
- ▶ **Talk Tips**, some suggestions to help you organize your talk

**Contact: Dave Shetlar at**  
740-369-1645 or  
StretchGlassSociety@columbus.rr.com

© Copyright, 2003 -- The Stretch Glass Society. All rights reserved. No material may be reproduced, in whole or in part, in any form whatsoever without written permission of the Executive Board.

**F**ellow Iridescent Stretch Glass Enthusiasts,

I hope you had a fun and relaxing summer and were successful in finding a few special pieces of iridescent stretch glass for your collection and/or inventory. I had the opportunity to travel to many shows since our last newsletter and yes, stretch glass is out there for the finding! It is hard to decide what the highlights of the summer really are, but I guess



Fenton #604 crimped punch bowl

I would have to say 3 red pieces and 2 Fenton crimped edge punch bowls (blue and green) would top my list. My travels took me to Ohio, NY, New England, Virginia, Pennsylvania and of course West Va for our convention. I hope you will write or email our Editor and share your finds and other news with us for future issues of our newsletter.

Since the last newsletter, your Executive Board has been busy with a number of projects. These will, for the most part, be discussed elsewhere in the newsletter, so I will not review them here. The Board 'meets' monthly via teleconference and they are a hard working and enthusiastic team, promoting iridescent stretch glass and the SGS at every opportunity. When you see them I hope you will join me in giving them a well-deserved 'thank you' for all they are doing for our club and our glass.


One particularly exciting happening this summer was a feature article on iridescent stretch glass in a special pull-out section of the *Antique Trader*. Many thanks to Sharon Mizell, Dave and Renée Shetlar and others who worked with the reporter to help highlight our glass to the thousands of readers of this weekly publication. Our outreach program is going well with Stephanie Leonard getting packets of iridescent stretch glass information and SGS membership applications out to other glass collector clubs. If you belong to a collectors club and would like to put on a program or just hand out some information about Stretch Glass, we have lots of materials for you to use, all at no cost to you. Please help us promote iridescent stretch glass and welcome more collectors and dealers to our club.

Finally, I want to encourage you to make plans now to attend our 2004 convention, once again to be held in Parkersburg, WVA. The timing has been moved to late July which we hope will reduce schedule conflicts and allow more members to attend. This will be a great opportunity for you to renew your stretch glass friendships and make new ones, not to mention sell that stretch you no longer need in your collection, buy some new pieces and view what promises to be an outstanding club display of Fenton's ruby, cobalt, wisteria and tangerine iridescent stretch glass. I look forward to seeing you there. In the meantime, if you have ideas or suggestions for our club, please feel free to contact me at any time at [CLH703@aol.com](mailto:CLH703@aol.com) or at 703 408 6982.

Best regards, Cal

## From the Editor's Desk

First, I'd like to add to what Cal mentioned in his message with regard to the article appearing in the Antique Trader. Dave, always loving an opportunity to talk about iridescent stretch glass, jumped at the chance to be interviewed by the Trader Assistant Editor, Patricia DuChene. But Dave was not the only contributor to this article. Cal made certain that this reporter had as much information about stretch glass and The Stretch Glass Society as possible. He also saw to it that the Society had a great looking FULL COLOR ad placed in the edition where the article appeared. In fact, we've so far gained a new member as a result of the ad!



This is just a small part of the Outreach Project that he, along with Stephanie Leonard and Sharon Mizell, have been mounting since they joined the ranks of the Executive Board in May. Their motivation and enthusiasm has been rejuvenating and with the help of all of our members, their efforts can be successful. Please take to heart the suggestions that they are making and you too can become an advocate for the SGS and this beautiful glass.



While 2003 has been a really productive year for the Society, it has been a very trying year for many of our members. As we move through our lives we have times that are at a high and times that are at a low. We have heard from several members this year of news of illnesses and of some who have passed on, or someone in their family has.

Joyce Middleton, of Tracy CA, long-time member of the SGS with her husband David, has recently been having some rough times with Rheumatoid Arthritis (of which I have personal experience). She is currently recuperating from surgery and will be undergoing additional surgery in a few months. She will have a fairly long recovery time, so all are encouraged to send her a note (or a piece of stretch glass!) to cheer her up!

Others in the SGS family have lost loved ones this year. Earlier this summer, we learned that long-time member Karma Vullo, of Fremont CA, lost her husband Joseph. Russell and Kitty Umbraco, of Richmond CA, just recently lost Russ's mother, dad and his godmother all within a 3 week period. Jan Reichling lost her son this spring. The glass collecting community, has also had losses this year. Elizabeth Robb, the grand-daughter of Harry Northwood, Bill and Don Fenton, of the Fenton Art Glass Company, Berry Wiggins, researcher and author and most recently, Paul B. Miller, SGS Charter Member and the Society's first secretary/newsletter editor have all passed away.

In the tradition of Paul Miller, always a fan of poetry, who occasionally contributed a poem for the newsletter—usually at the death of a long time friend and club member, I offer this in the memory of him and all of those we've lost this year.

When to the sessions of sweet silent thought  
I summon up remembrance of things past,  
I sigh the lack of many a thing I sought,  
And with old woes new wail my dear time's waste:  
Then can I drown an eye, unused to flow,  
For precious friends hid in death's dateless night,  
And weep afresh love's long since cancelled woe,  
And moan the expense of many a vanished sight.  
Then can I grieve at grievances foregone,  
And heavily from woe to woe tell o'er  
The sad account of fore-bemoanèd moan,  
Which I new pay as if not paid before.  
But if the while I think on thee, dear friend,  
All losses are restored and sorrows end.

—William Shakespeare, Sonnet 30

### Paul Burns Miller

May 5, 1911 – July 10, 2003

Paul Miller, 92 at his death, was born in Watoga, WV, grew up in Tioga, WV and moved to Akron, OH in 1946. A U.S. Army veteran, he attended the Charleston School of Commerce and Hammel Business University. He retired with 20 years service from Goodyear Tire & Rubber Co. in 1971. A renowned expert in identification and conservation of glassware, he joined Jabe Tarter in giving all of their collections to Kent State University Museum in 1983, which established the Tarter/Miller Glass Gallery for future generations to enjoy.



If any of you find yourselves traveling through Ohio, be sure to stop by the Tarter/Miller Glass Gallery at the Kent State University Museum (Kent, OH) and/or the Imperial Glass Museum (Bellaire, OH) where the SGS donated a cabinet in memory of Berry Wiggins. And, if you're in the neighborhood of Weston, WV, stop by the West Virginia Museum of American Glass to see examples of many types of glass. The SGS contributed a cabinet for this museum as well, in honor of Paul Miller.

In my personal opinion, anyone visiting the Imperial Museum might want to leave a suggestion that they better represent the massive quantity of beautiful stretch glass produced by Imperial. Anyone interested in donating Imperial stretch glass for exhibit is encouraged to contact the Museum. For additional information about these locations, call me at 740-369-1645 or email at [StretchGlassSociety@columbus.rr.com](mailto:StretchGlassSociety@columbus.rr.com).

## WELCOME OUR NEW MEMBERS!

Mary Anne Belanger, 123 North White Rock Road, Holmes, NY 12531, 845-855-9338 . . . mabbystreasures@aol.com  
Susan Gambrell, 405 Horse Farm Road, Iva, SC 29655 . . . . . glassguyngal@aol.com  
Walt Lemiski, 37 Kenpark Avenue, Brampton, Ontario L6Z 3R6 CANADA . . . . . walt@waltztime.com  
Donald E. Miller, 859a Rhue Haus Lane, Hummelstown, PA 17036 . . . . . 717-520-0133  
Kathy Robertson, 301 14<sup>th</sup> Street, NW, Largo, FL 33770 . . . . . trinkys@aol.com  
Help us welcome our newcomers; send them an e-mail or give them a call! Hope to meet you all soon!

## THANK YOU FOR RENEWING!


Tom Burns, P.O. Box 608, Bath, NY 14810 . . . . . 607-776-7942  
Nelson Heintzman, P.O. Box 603, East Amherst, NY 14051 . . . . . jackkpulpit711@aol.com  
Gary & Cheryl Senkar, P.O. Box 347358, Cleveland, OH 44134, 216-749-1960 . . . . . gsenkar@compuserve.com

## SPECIAL THANK YOU FOR RENEWING 2004 EARLY!

Bill & Lynda Randolph of Miami Springs, FL have sent in their renewal for 2004 already! Everyone else can expect to receive their renewal statements in the mail within the next month from Phil Waln, SGS Treasurer. Don't risk a late delivery of your January **Quarterly**, or missing it all together, by forgetting to mail your 2004 SGS membership renewal by January 1<sup>st</sup>! The best method we've found for not forgetting is to send our renewal in *before* the hectic holiday season hits us! It's hard enough even remembering our own names at this time of year!

## MEMBER UP-DATES

Bob & Helen Jones have moved! 487 Pious Ridge Rd., Berkeley Springs, WV 25411-4427 . . . . . 304-258-3977  
Tom & Joanne Vickroy will move by December! 1520 West Downer Place, Aurora, IL 60506-4606 (phone will be the same)



### **SPEAKING OF THE HOLIDAYS**

Why not consider a special gift of iridescent stretch glass and/or a 1-year membership to The SGS for someone in your family or one of your friends!

Your Society has a good selection of some super contemporary stretch glass made by the Fenton Art Glass Company especially for the SGS. For information on what items are available, please contact Jim Steinbach at:  
P.O. Box 117, Sunbury, OH 43074-9703 or  
JIMSTEINBACH@aol.com

# Stretch Glass Bowls: So What's the Difference?

by Dave Shetlar, Director

## News/Technical Information

A few years ago, I illustrated several of the 9 to 10-inch wide bowls (these illustrations are also in my book on page 178). Since that time, I've noticed more Internet postings of bowls (mainly on eBay) are incorrectly attributed to manufacturers. Many of the common bowls are really difficult to properly attribute unless you look very carefully at the base, take some measurements, and compare these with descriptions. In this article, I will try to identify and describe some differences between some seemingly look-alike bowls.

As Berry Wiggins always tried to drum home to those of us interested in the details of identifications, the base of a press-molded bowl is the *only* area that doesn't change in measurements. The tops of bowls can be reshaped in an endless array, but base measurements rarely vary more than 1/16-inch from the size it had when pulled from the mold. If you look at the bases of several bowls, look carefully for the mold seams. Some manufacturers used a base plate that left the mold seam directly in the middle of the foot, while others used base plates that left seams along the outer edge of the foot. If you look at the bowl bases from the side, you will also see that some bowls have thickly rounded bases, some have thinly rounded bases and others have nearly pointed lateral edges on the base. The next attribute to inspect is the collar, the "shelf" or ring of glass that is just above the basal foot. Most bowls have collars that can range from thick to thin, while a few bowls have no collar at all. If you look at a variety of collars closely, some have a very straight side that runs into the bowl itself (look at the Central and Imperial bowls on the next page), while others have this edge gently curved into the bowl with no distinct seam (see the Diamond and Northwood bowls).

In the 9 to 10-inch bowl types, the first illustration is of a Central bowl. These usually come in Blue, Topaz, and Green, but a few rare Purple ones are known. There is also the possibility of finding a cobalt blue one since candleholders in this color are known! These bowls are characterized by having a 3-5/8-inch wide base with a thin, straight-sided collar that is not much larger than the base (3-3/4-inch) (single arrow). Most of these bowls are flared, but a few rolled rim and widely flared examples are known. Diamond Glass Ware bowls are similar, but they are usually much heavier (thicker) and the base has a distinct flat area (double vertical arrows). These bases are 3-7/8-inch wide with a rounded collar that is 4-inches in diameter (single angled arrow). These bowls also have a distinctive mold seam just below the top rim. These bowls are common in most of the traditional Diamond colors - Green, Blue and Egyptian Lustre. They are less common in Pearl and Blue Crackle (cobalt), and the other Diamond colors should also be somewhere. These bowls are usually flared, but they can also be found in the low bowl form ("ice cream" shape of carnival collectors). A very difficult to find 9 to 10-inch bowl is a plain Imperial one. I only have this bowl in the Purple

Glaze (a shiny purple to cobalt blue iridescence on a dark purple base glass), but I have seen it in Rose Ice (marigold) and pink stretch. This bowl is rarely attributed to its correct maker - Imperial! The 4-inch wide thin base (top angled arrow) has a narrow, straight sided collar that is barely wider (~4-1/16-inch) (bottom angled arrow).

Moving to slightly smaller bowls, the small footed Vineland ones are rarely identified correctly, even though the Vineland colors rarely match those of any other company! Vineland's 8 to 9-inch wide bowls have a 2-7/8-inch wide base, a deep indentation inside (single arrow) and the collar is square sided and about 3-1/16-inch wide. These bowls come in a variety of colors, from a dirty crystal, to "Coke bottle" green, to a light cobalt blue and amber (=Old Gold). They are usually flared, 6-crimped, or flared and cupped. The flared ones usually have a secondary flare as illustrated by the example in the picture. Another very difficult to find bowl is the U.S. Glass 9-inch one. These bowls are only known in pink and green. They have a distinctively small, flat-bottomed base (2-3/4-inch wide) with a very wide collar (3-15/16-inch wide) (between the two vertical arrows).

In the 6 to 8-inch wide bowls (with small bases), the most common ones are the Fenton #640 and Northwood #640 (includes #641 & #642) bowls. It's interesting that both companies used the same number to describe these similar sized bowls! While Northwood used additional numbers to describe shapes, Fenton used one number with verbal descriptions of shapes. Diamond also made a similar bowl (not illustrated), but it was made using a three-piece mold. The Fenton bowls have 2-3/4-inch base but NO COLLAR (angled arrow). The Northwood bowls have slightly smaller bases, 2-1/2-inch, with a 2-3/4-inch, rounded edge collar (two angled arrows). Northwood also made a set of slightly larger bowls (#691, 692 & 693) which appear to have the same base as the #640, but it is barely 2-5/8-inch and the collar is also rounded (two angled arrows). These bowls will not fit on the Northwood #640 black bases! There is another base that is also slightly larger. In the field, the easiest way to tell the Northwood 640s from the 690s is to look inside the bowl (square pictures below pictures of bases). The 690 series all have a distinctive vent ring mark (appears as a raised circle) while all the 640 pieces will be smooth inside (single horizontal arrows). Fenton made another bowl that is in this size range, the #606 bowl (and the slightly larger #607) have delicate, thin bases (2-7/8-inch wide) and the thin, square sided collar is of the same diameter (vertical arrow and two angled arrows to the right). These Fenton bowls also have only slightly indented bases (middle angled arrow).

Both Fenton and Diamond made smaller bowls with wide bases. These look much alike except that the Diamond bases have a flat base (a common characteristic of Diamond bowl bases) (two vertical arrows) with a thin collar (angled arrow). The Fenton bowls, #2005, have a sharp edged basal rim with no collar (angled arrow). Both bowls have a 3-1/2-inch diameter base and the Diamond bowls have a 3-1/2-inch wide collar. These bowls are usually cupped, but they may be flared - rarely. A few of these Diamond bowls, usually in Egyptian Lustre, are opened and flattened down to form a plate.







Central bowl in Topaz, 3 5/8" base, 3 3/4" collar, 10 1/8" wide, 3 1/2" high.



Diamond bowl in Green, 3 7/8" base, 4" collar, 10" wide, 3 3/8" high.



Imperial bowl in Purple Glaze, 4" base, 4 1/16" collar, 9 5/8" wide, 3 1/2" high.



Vineland bowl in Old Gold, 2 7/8" base, 3 1/16" collar, 8 1/2" wide, 3 1/8" high.



U.S. Glass bowl in Green, 2 3/4" base, 3 15/16" collar, 9" wide, 3 1/2" high.



Fenton #640 bowl in Wistaria, 2 3/4" base, no collar, 6 5/8" wide, 3 1/4" high.



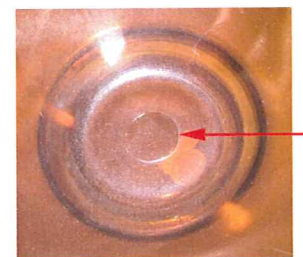
Fenton #606 bowl in Ruby, 2 7/8" base, 2 7/8" collar, 6 7/8" wide, 3 1/4" high.



Northwood #642 bowl in emerald, 2 1/2" base, 2 3/4" collar, 7 3/8" wide.



Northwood #693 bowl in Rosita Amber, 2 5/8" base, 2 3/4" collar.



(to right) Diamond bowl in Blue, 3 1/2" base, 3 1/2" collar, 5 1/2" wide; Fenton #2006 bowl in Ruby, 3 1/2" base, no collar, 5 3/4" wide.

[Editor's Note: In the July issue, I guess I was so excited about jumping into information on the 2004 Convention that I missed a portion of Joanne's 2003 convention report. What follows is.....the rest of the story!]

## 29<sup>th</sup> Annual Convention/Show Report

April 30 – May 3, 2003

Holiday Inn, Parkersburg, WV

by Joanne Rodgers, Director



**S**aturday morning, we eagerly gathered for the annual Raffle drawing and the Whimsey Auction. This year there were many more absentee bids than in the past making those in attendance work harder at bidding. When all was said and done, the auction brought in \$1,340! The top 3 items having the fiercest bidding were the Topaz opalescent spun tray which reached \$190, the Topaz opalescent basket with the black twisted handle at \$125, and the Aquamarine oval twin dolphin flattened comport which was won by an absentee bidder at \$115!

Several members need to be recognized for their many contributions to the success of the 2003 convention. Renée Shetlar got us started with an attractive convention packet, then created colorful table cards and name tags. She also secured our banquet speaker, Reyne Haines, glass appraiser for the PBS series "Antiques Road Show."



Jim Steinbach negotiated with Frank Fenton and the Fenton company to produce the unusual and beautiful souvenir and whimsies. He then served as the auctioneer for the Whimsey Auction. He was assisted by "runner" Dave Shetlar and Pam Steinbach worked as the clerk.

Millie Coty, was one of the most important people on set-up day! She saw that everyone needing sales and/or display tables had sufficient space. She has also traditionally been our "gate-keeper" for the Sales Stampede—her role being to hold back the eager crowd until the designated time to open the doors.

Fred Simpson, Eldon Schroeder and David Rodgers, with an assist from Pam Steinbach, served as the Auditing Committee for the SGS Treasurer's books.

As Director of Conventions and Shows, I offer a hardy thanks to all of you and to everyone else who contributed to the comradery and fun of sharing their collecting experiences and stories of "the ones that got away," while catching up on other happenings of the families of members over the past year.

After the Whimsey Auction on Saturday, we all reluctantly said "Goodbye, have a safe trip home, and see you next year."

To all of you who could not make Convention 2003, we say, "See YOU next year, July 28-31, 2004, for the 30<sup>th</sup> Annual Convention at the Holiday Inn in Parkersburg, WV!"

**Holiday Inn**  
PARKERSBURG, WEST VIRGINIA

## Make Your Room Reservations Early!



Due to the greater demand for hotel space, it will be important for you to make your arrangements with the hotel as early as possible. Many of the Fenton club members make their reservations a year in advance in order to arrive early for the pre-activities. To assure that you will be able to have accommodations at the site of the SGS convention, please call for the Reservations Desk at:

- **toll-free #: 1-877-985-6200**

Be sure to tell them that you are reserving for the *Stretch Glass Society convention* and that you wish to have a room in the SGS block of rooms on the first floor.

If you are not able to get a room at the Holiday Inn, please contact Millie Coty (304-485-0744) or Renée Shetlar (740-369-1645) and they will provide you with a list of other area hotels.

## Preliminary Schedule

### Wed 7/28/04 – NO SALES

- 1-6pm Early arrival for table assignments & set-up of Sales Stampede, Members' Displays and Club Display
- 6-7pm Dinner on your own
- 7-9pm Executive Board Meeting
- 7-10pm Continue table set-up (*need volunteer to oversee during Board Members absence*)
- 10pm Room locked for the night

### Thur 7/29/04 – NO SALES UNTIL STAMPEDE OPENS

- 8am Doors open for Sales Stampede
- 11-3pm Complete Members' & Club Displays (*need volunteer to organize Club Display set-up – non-Board member. ALL tables must be completed by 5pm*)
- 11-1pm 30<sup>th</sup> Annual Membership Meeting
- 1-2pm Membership Welcome Reception
- 3-4:30pm Member & Club Display Round Table Review
- 5-6pm Dinner on your own (*need no less than 2 members to remain in room for security*)
- 6-9pm Doors open to Public (*need volunteers to act as greeters and for security*)
- 7:30-8:15pm Seminar: "Fenton Rarities in Stretch Glass"
- 9-10pm Whimsey Auction and Raffle Drawing
- 10pm Room locked for the night

### Fri 7/30/04


- 9am-4pm Doors open to the Public (*need 4-6 members to serve as greeters, security and to conduct sales for members not present [will be taking turns attending the Marietta Flea Market which opens this day]*)

1:30-2:15pm Seminar: "The Making of SGS Souvenirs"  
 6-7:30pm Room closes to prepare for evening festivities  
 7:30pm Banquet  
 8:30pm Speaker: Dave Fetty, "Hanging Hearts and Pulled Feather Techniques"  
 10pm-12am May begin packing glass  
**Sat 7/31/04**  
 8:30-12pm Final buying and complete packing


# MORE IN '4!

## SGS Outreach Mailing Campaign

by Stephanie Leonard Bennett, VP



In July (gee it seems so long ago now) we mailed cover letters with 10 enclosures to about 60 glass collecting clubs. The letter was addressed to the officers, told about the SGS and the benefits of belonging, and asked that, since many people collect more than one kind of glass, they offer the enclosures to their interested members. The enclosures were a beautiful, 2-sided color illustrated information sheet created by Dave



Shetlar and an updated membership application form done by Renée. So far not lots of feedback, but we're hopeful. Some clubs don't meet often in the summer and we suspect that the forms haven't yet reached the potential new SGS members.

The mall mailing is in the process. We have a list of about 120 antiques malls – all which advertise over 100 dealers. The cover letter is addressed to the managers and asks that the enclosures be given to their glass dealers. It points out that it's good business to have dealers who know and correctly price their glass, who don't sell a valuable Adams Rib compote for the price of a common bowl, for example. It also suggests that the occasional iridescent stretch glass buyer who joins our society is apt to become an avid collector and therefore a repeat buyer. Again, we're sending the multiple copies of the information sheets and membership forms. By the time you get this newsletter this mailing should have reached your favorite mall and, hopefully, your favorite dealer. Please ask and find out.

After the malls, we'll also mail to some individual dealers and shops who we know sell a lot of iridescent stretch glass and therefore deal with a lot of potential new members. **If you sell stretch glass in a mall or on Ebay, please ask for some information sheets and membership applications to give to your buyers. Or, if there's a particular dealer you know who could use a mailing, please send me their name and address via [slenben@comcast.net](mailto:slenben@comcast.net), or SGS, P.O. Box 947, Medford, MA 02155.**

In addition, we're compiling a list of auction houses and glass museums for similar future mailings. Once the beautiful information sheets get into the right hands, we're sure to have new members to report!

## Member Letters & E-Mails

**From:** Peg Conley, Omaha, NE  
**Sent:** January 13, 2003  
**Subject:** SGS and Stretch Glass



Dear Dave and Renee, You are the backbone of the SGS and I appreciate all your letters and information. I love the small collection I have and need to learn more about ID, but don't spend the time I should. I look forward to each newsletter - especially the pictures and drawings. In the October [02] Newsletter you described some travel and interest in photography. We would be most happy to host you if your path goes through Omaha. My collection is probably very common, but I have no reservation in your inspection. I did take some group digital pictures which I'll have John ( the computer expert at this house) attach to this note (and a couple of following e-mails) which will give you some indication of what "we" have. My love of Stretch Glass, gardening and cats (no live ones live here) are not his idea of fun, but I think you can relate from all you've written. Thank you for sharing all your effort and knowledge to the SGS.


Peg Conley



Blues

**Have comments or questions?  
 Write to the Editor!**  
 35 Vandeman Ave., Delaware, OH 43015 or  
 email- [StretchGlassSociety@columbus.rr.com](mailto:StretchGlassSociety@columbus.rr.com)





Russet and Topaz

**Reply:** Hi Peg!! It was SO nice hearing from you! We loved seeing your photos; some very nice pieces! Are there any that you need ID on? We could do pretty well just from the photos you sent.

Several items Dave would certainly like to photograph; one of these days we'll have to plan a trip west. Dave said last night, "wish I'd known last year when I went to Omaha!" I told him that he was just going to have to travel with his SGS Directory so he can call on people in the areas he's going.


Just wanted to let you know that we greatly appreciate you sending us the email and photos. We hear from our members so seldom that it's a real treat when we do. Renée



Marigold, Ruby, Tangerine and Velva Rose

**Peg's Reply:** Any ID's are welcome. I do have your book and Umbraco's, but don't study it as I'm sure you do. I bought my first piece of stretch probably almost 20 years ago - the Northwood blue "Tree of Life" Compot - just because I liked it. That started my hunt for a few pieces a year trying to get a sample of the various colors when I could find a bargain. John thinks I have glass "everywhere", but from all your finds I'm sure you are almost sleeping on it!

I do have a question for you. There is a group "Collector's Choice" who run estate sales occasionally of very nice quality collectibles, furniture, paintings, etc. That's where I got the two red pieces -- plate and vase. Last time they had two more red pieces - a tall vase (\$195) and a fatter crimped one (\$375) which they said were "Poschinger" German Schick (I think). This was a new name to me. My two red pieces have pontils so does that mean they are European?



Crystal/White

I just got an ad for another Collector's Choice sale on Jan. 25, 26, and 27 so I'll probably go and check it out. Sometimes things that didn't sell reappear at another sale.

I believe I remember that Dave is an entomologist. Although I am a Home Ec. (Textiles and Clothing) graduate from Iowa State I have been volunteering at the Extension Office for over 20 years as a Master Gardener and "Pest Master" - to handle the buggie questions. It's a fun place to be although we are facing the budget crunch just as everyone else is.

Peg

**Reply:** Hi Peg, Yes, we noticed that you had a couple of these European art glass pieces. We have a couple also as examples. Berry Wiggins gave us a copy of an advertising sheet from a distributor from the 1970s that shows illustrations of many of these pieces.

Today, many are found with "Poschinger" etched in the bottom, but we do not really believe they were produced by this famous German company. We believe they were produced in Germany and have seen actual paper labels on some examples. We do not

**KOSCHERAK'S Carnival of "Stretch" Glass**  
 Reproductions of an old master craftsman in jewel tones of ruby, blue, amber and some green. A metallic rainbow iridescence makes each piece glow and brings back a glass favorite of the late 1800's.

Let's have top left -  
 582/073-1052 8" high ... \$12.00  
 582/068-2006 8" diam. ... \$10  
 582/086-1052 10" high ... \$12.00  
 582/073-1052 7" high ... \$12.00  
 582/073-2006 10" diam. ... \$12.00  
 582/086-1052 11" high ... \$12.00  
 582/086-1052 11" diam. ... \$12.00  
 582/086-1052 11" diam. ... \$12.00  
 582/086-1052 11" diam. ... \$12.00

Let's have top left -  
 582/073-1052 7" high ... \$12.00  
 582/086-1052 10" high ... \$12.00  
 582/086-1052 11" high ... \$12.00  
 582/086-1052 11" high ... \$12.00  
 582/086-1052 11" high ... \$12.00  
 582/086-1052 11" high ... \$12.00  
 582/086-1052 11" high ... \$12.00  
 582/086-1052 11" high ... \$12.00

Prices are suggested and subject to change.

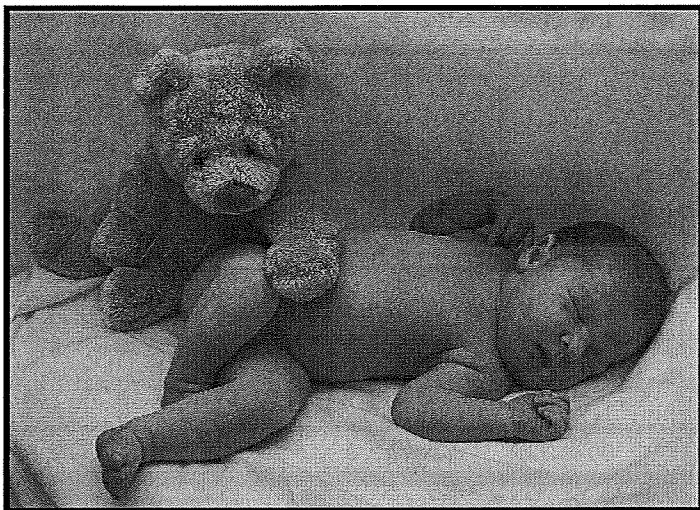
**KOSCHERAK BROS., INC.**  
 1000 EAST 225 FIFTH AVENUE • NEW YORK, N. Y. 10010  
 \*CHICAGO - C. COVIL, INC. 1078 Westchester Road  
 \*PHILADELPHIA - BERRY TOMES & SON, 1200 Locust Street  
 \*LOS ANGELES - HACC & SILVER 8074th St. South Shore  
 \*NEW ENGLAND - R. A. BROWN, Hallowell, Conn.

consider them stretch glass but true art glass although they usually have wonderful stretch iridescent effect on the surface.

Dave will enjoy learning that you are the "resident bug person" for your Master Gardener activities. Dave is one of the specialists that is brought in for talks in the MG program in Ohio as well as lots of other extension activities since he is the State Extension Specialist in Turf and Ornamentals.



**From:** Steve & Debbi Schleede  
**Sent:** September 18, 2003  
**Subject:** **New Arrival!**



**Alivia Rose St. Clair - born 9/2/03**  
**8# 3oz, 20-1/2"**

Alright, we confess, we're enchanted..... Lord, she's the most beautiful bundle of joy - we thought having our own was overwhelming, well, this is amazing!

Grandpa is stopping by at all odd hours just to check on the "little person" and doing immensely amusing interpretations of her facial expressions and poses (thus the choices of photographs we're sending along). He's bought new camera equipment and with the help of Aunt Amanda - who calls Alivia "Booty Baby" amongst other endearments - has nightly photo sessions posing her in her post-bottle stupor!!

Lost it completely the minute she took his finger in her little fingers.....Now me, I'm much more stable, just there every day.... I wait by the phone 'til Amy calls, rush over and try not to look too eager to just cuddle her all day long! She's a "skin" baby, the nurses told us in the hospital we HAD to put her down, but boy does she feel good lying in your arms.... I must say, I didn't think Grandmotherhood would be this exhausting, guess I have to get home before midnight more often.

Aunt Amanda has been a Godsend as usual - she is in love with Livi and vice versa. They have bonded and have girl talks in the dark, fashion tips on the changing table and life lessons during play time..... Manda is the "skin sister" - she huggles Alivia Rose in to her breast and there is nothing coming in between the two of them!!!

This while simultaneously cooking family meals, doing laundry, decorating the nursery, shopping for food and baby necessities (Livi has a wardrobe to kill for 'til she's at least 3 thanks to Aunt Amanda). I believe Amanda wins for most on-site Alivia Rose time spent so far!

Livi has the sweetest disposition, doing all the normal baby stuff, sleeps well - does a lot of "chasing bunnyrabbits" - apparently Rob & Amy didn't believe me when I told them

how noisy babies really are at night! They're both incredibly comfortable with her and seem to naturally share her care, it's all good. Life is getting back to normal - Amy is more active every day, has lost over 30#. C-section & 36 hours of labor were rough, but she's better each day. Lots of fluid & drugs to get out of her system and still has bad headache from epidural. We're taking walks with Alivia and have been to the pediatrician for her week checkup - 8#5oz.- passed with flying colors.

Rob & Amy celebrate their 2nd wedding anniversary September 15th - my how life has changed for us all! Life is good & sweet & we are grateful - hope you are all well out there - write us back and we will KIT -

Happy to be, Gramma Deb & Grandpa Steve

**Reply:** *Debbi and Steve!! How precious!! Congratulations! The first grandchild is always so special.*

*Renee and Dave*



## **Shetlar's Say "Thanks" To Volunteers**

A massive effort (as far as we were concerned) was undertaken to "advertise" the move of the SGS convention in 2004 to the Fenton collectors this past July/August. Dave and I are members of the National Fenton Glass Society which held their convention/show first and it was followed by the Fenton Art Glass Collectors Association convention/show. The SGS has a number of "cross-over" members from these two groups and we want to thank those who agreed to help us distribute information.

A special thank you goes to Millie Coty and Walt Spung who drove all over the area distributing SGS show cards in antiques malls and shops. Others who provided show cards and copies of our new Information Sheet/Member Application forms to interested members were: Gordon & Sue Phifer of Ormond Beach, FL, Tom Smith of Indianapolis, IN, Bill Crowl of Parkersburg, WV, Fred & Arna Simpson of Derwood, MD and Les Rowe who made an announcement during the NFGS business meeting.

We also want to thank Neil and Eddie Unger of the Chicago, IL area for helping with information in their room. We had never met the Unger's before but now know why so many of our common friends speak so highly of them! We also enjoyed our lively disagreement/discussion about a few Imperial glass items. They are a very knowledgeable couple and have some wonderful photographs!

## **Oglebay Museum Opens Northwood Exhibit**

Jim Measell reports that the Oglebay Museum will be opening a Northwood Gallery with the first of what will be a rotating exhibit of Northwood glass. The Museum Director, Holly McCluskey, and Measell have been working diligently since the death of Northwood's granddaughter to organize this massive exhibit.

The opening for the public will be October 25, 2003. For additional information, contact Oglebay at:

The Burton Center

Wheeling, WV 26003, phone: 304-242-4200

## Past Newsletters are Available to Members

For details on prices or an order form, contact Renée Shetlar via e-mail at [StretchGlassSociety@columbus.rr.com](mailto:StretchGlassSociety@columbus.rr.com)  
or via telephone at 740-369-1645

### SGS WEB SITE

<http://members.aol.com/stretchgl/>

Any SGS member who would like to have a reciprocal link between the SGS site and their personal web site, contact Helen Jones, [StretchGI@aol.com](mailto:StretchGI@aol.com)

### "BOOK TWO"

via the Internet at Dave Shetlar's web site

<http://bugs.osu.edu/~bugdoc/Shetlar/StretchGlass/Sgopenpage.htm>

## Baker Family Museum

**805 Cumberland St., Caldwell, OH**

This is truly a one-of-a-kind museum; one that you will certainly want to make a special effort to visit during next year's convention. Dave and I had heard much about this museum from others, so during the NFGS convention last summer, we decided to have a look for ourselves.

This is a private collection which claims to have over 100,000 pieces of glass from many local glass companies including Cambridge, Heisey, Fenton, Northwood, Westmoreland and Degenhart. Also on exhibit is a vast array of pottery from McCoy, Roseville, Shawnee and Weller. It also houses one of the largest collections of very fine hand painted porcelain china of R.S. Prussia and offers a sampling of Americana from items pertaining to cream processing to an old time kitchen setting.

### Directions

From I-77, take exit #25-Caldwell. Turn East onto SR-78, go to the second traffic light (the intersection of SR-78 and SR-821. Turn North (left) and follow this road (West St.) through town, past the Noble County Court House, the Post Office and Gateway Market. This road ends at Frazier Street. Turn East (right) onto Frazier and follow it around (turns into Cumberland St.). Look for a 3-story gray and white building. It will be on the curve and the museum is on the first story of this building.

### Hours/Phone

Wednesday and Thursday 9:00am to 4:00pm -- Friday and Saturday 9:00am to 5:00pm

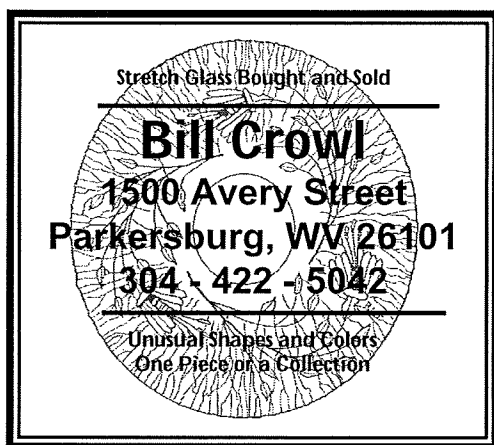
Sunday 12:00pm to 4:00pm

740-732-6410 for evening appointments and information

Dave and I thoroughly enjoyed meeting one of the Baker's, Mary, a spunky 90+ year old who spends most of her time at the Museum. You'll have to be "in shape" and listen carefully if you visit however, this lady talks a "mile-a-minute" and runs from one end of the Museum to the other with ease!

Mary is continuing the family collecting tradition by driving most anywhere she wants to go. We even saw her at the Berry Wiggins Auction held in Dexter City!

## Seekers and Sellers



### Seekers

#### Kathy Evans

112-1990 West 6<sup>th</sup> Avenue

Vancouver, BC, Canada V6J4V4

604-261-3614, [evanski1@attcanada.ca](mailto:evanski1@attcanada.ca)

- 1997 SGS Souvenir-Black, Twin-Dolphin Comport
- 1998 SGS Souvenir-Amethyst, Center-Dolphin-Handled Server

#### Cal Hackeman

8865 Olde Mill Run

Manassas, VA 20110-6132

(703) 408-6982, [CLH703@aol.com](mailto:CLH703@aol.com)

I am always looking to acquire mint condition Iridescent Stretch Glass – 1 piece or an entire collection – my wants may be in your collection. Here are a few examples of items I am seeking:

- Dolphin Compotes, Fan vases, Candleholders, Rosebowls
- Punch Cups
- Cut Ovals Bowls and Candlesticks, singles or pairs
- Water and Lemonade Sets
- Shaving Mugs
- Fenton Velva Rose 'Colonial' Candlesticks
- Fenton Ruby 'Colonial' Candlesticks

Many other more common pieces are of interest to me, so please let me know what you are selling and let's do business in a win-win style

#### Mike & Jenny Boyer

455 Whitestone

Wadsworth, OH 44281

330-336-2129, [MBOYER444@aol.com](mailto:MBOYER444@aol.com)

We have a red Fenton punch bowl and are looking for the base. Please contact us if you have one or know of one for sale!

#### Tom & Sandy Monoski

360 Broad Street

Montoursville, PA 17754

570-368-8414, [wmonoski@suscom.net](mailto:wmonoski@suscom.net)

We are looking for a Fenton tumbler in Tangerine to go with the guest set we have. It's kinda neat—has a pure opaque yellow opal handle! Please contact us!

## Sellers

**Cal Hackeman**, (703) 408-6982, [CLH703@aol.com](mailto:CLH703@aol.com)

Large selection of Iridescent Stretch Glass – over 100 pieces – your wants may be in my inventory. Here are a few examples of items for sale:

1. Diamond Cobalt Lustre Cheese Compote . . . . . \$35
2. Diamond Harding Blue Tall Candlesticks . . . . . \$call
3. Fenton Celeste Blue 7pc Nut Set . . . . . \$375
4. Fenton Florentine Green Guest Set with Cobalt Handle . . . . . \$325
5. Fenton Florentine Green Oval Mayo . . . . . \$call
6. Fenton Florentine Green Powder Jar . . . . . \$80
7. Fenton Topaz #249 Candlesticks . . . . . \$call
8. Fenton Velva Rose #222 Pitcher (heat check at base of handle) . . . . . \$325
9. Fenton Velva Rose #222 Tumblers, no handles, have 4 . . . . . \$50 ea
10. Fenton Wisteria Cut Ovals #449 Candlestick (single) . . . . . \$call
11. Imperial Blue Ice Cheese and Cracker Set . . . . . \$100
12. Imperial Blue Ice Handled Vase . . . . . \$125
13. Imperial Red Double Scroll Candlesticks . . . . . \$500
14. Northwood Russet Tall Compote . . . . . \$75
15. Vineland Wisteria 10" Candlesticks . . . . . \$call

Wide selection of other items; call, email or write for complete list with photographs.

## Conventions, Shows and Sales

### Mid-Atlantic Carnival Glass Jamboree

October 23, 24, 25, 2003

The Venice Inn

431 Dual Highway

Hagerstown, MD

For more information call: Nancy Williams: 610-374-9033 or Bill Mizell: 301-384-8952

### Heart of America Glass Collectors

#### 36<sup>th</sup> Annual Fall Festival of

#### Elegant and Depression Glass

October 25, 26, 2003

Roger T. Sermon Community Center

Truman & Noland Roads

Independence, MO

For information email: Mark Evans: [RTSLS@att.com](mailto:RTSLS@att.com) or Pat Rose: [billpatrose@ol.com](mailto:billpatrose@ol.com) ADMISSION CHARGE

### 2003 National Imperial Glass Collectors Society Fall Auction

October 25, 2003

Greystone Building

32<sup>nd</sup> & Guernsey Street

Bellaire, OH

Preview beginning at 4:30pm, auction beginning at 6pm.

For information call: Joan Cimini 740-782-1327 or email: [upperglady@1st.net](mailto:upperglady@1st.net) or call the Imperial Glass Museum: 740-671-3971 or visit the NIGCS website: [www.imperialglass.org](http://www.imperialglass.org)





FOUNDED APRIL 21, 1974 IN DENVER, PENNSYLVANIA

**THE STRETCH GLASS SOCIETY**


**QUARTERLY**

P.O. Box 947

Medford, MA 02155

<http://members.aol.com/stretchgl>

[StretchGlassSociety@columbus.rr.com](mailto:StretchGlassSociety@columbus.rr.com)



first class mail

2004 SGS CONVENTION SHOW & SALE

**30<sup>TH</sup> Anniversary**

- SCHEDULE AT A GLANCE -

Wednesday, July 28 1PM Check-In/Set-Up

Thursday, July 29 8AM Members Only

**SALES STAMPEDE**

Welcome Reception

Stretch Glass ID, Seminar, Raffle and

Whimsey Auction

Friday, July 30 Flea Market Time

Seminar and Banquet with Guest Speaker:

Dave Fetty, Fenton Art Glass Company Artisan

Saturday, July 31 Last Chance Glass Buying

and Farewell for Another Year!

TO:

**Be an Ambassador for Iridescent Stretch Glass!**

**Help Recruit Other Enthusiasts to the SGS!**

**SPECIAL NEW MEMBER RATES:**

**January-March: \$22/USA, \$24(USD)/CANADA**

**+ all 4 issues of the **SGS Quarterly!****

**April-June: \$16.50/USA, \$18(USD)/CANADA**

**+ 3 **SGS Quarterly s!****

**July-September: \$11/USA, \$12(USD)/CANADA**

**+ 2 **SGS Quarterly s!****

**October-December: \$5.50/USA,**

**\$6(USD)/CANADA + 1 **SGS Quarterly!****