


FOUNDED APRIL 21, 1974 IN DENVER, PENNSYLVANIA  
**THE STRETCH GLASS SOCIETY**

Message from the President  
**Cal Hackeman**

# QUARTERLY



**Inside**

**Fenton Art Glass: The Florentine Ware, cont.** 4  
**Fenton Bowls, Bowls & More Bowls** ..... 6  
**30<sup>th</sup> Anniversary Convention "It's Almost Here!"** ... 9  
**In the Limelight** ..... 10  
**Seekers/Sellers** ..... 12

**Presentation Packet Available FREE!**

For your next presentation on Stretch Glass, borrow the SGS presentation packet to support your 'Show & Tell!' Shipping, both directions, will be paid by the Society! Included in the packet:

- ▶ **VHS videocassette** of SGS club souvenirs being made by the Fenton Art Glass Company
- ▶ **35mm slides** illustrating the process of making stretch glass
- ▶ **American Iridescent Stretch Glass**, by Madeley/Shetlar as support (if you don't have a copy)
- ▶ **Dolphin Photo Album** from the 1996 Convention Club display
- ▶ **"Stretch, that 'Other' Iridescent Glass,"** by Helen and Robert Jones in *Glass Collector's Digest*
- ▶ **Talk Tips**, some suggestions to help you organize your talk

**Contact: Dave Shetlar at 740-369-1645 or StretchGlassSociety@columbus.rr.com**

© Copyright, 2004 -- The Stretch Glass Society. All rights reserved. No material may be reproduced, in whole or in part, in any form whatsoever without written permission of the Executive Board.



**F**ellow Iridescent Stretch Glass Enthusiasts,

Spring is in the air; flea markets and antique shows are opening everywhere and it is time to be making your plans to attend our 30th Anniversary Convention, Show and Sale. Hopefully you have reserved July 28, 29, 30 & 31, 2004 to join us in Parkersburg, WV for what promises to be a great convention. From seeing



fellow members to viewing an outstanding club display of Fenton's Royal Blue, Wisteria, Ruby and Tangerine vintage iridescent stretch glass to having a chance to shop the largest selection of iridescent stretch glass available anywhere, this promises to be an exciting gathering. We look forward to seeing you in Parkersburg.

As you know, since last summer we have been engaged in a campaign to promote iridescent stretch glass as a collectible and to invite stretch glass enthusiasts to join our Society. Dave and Renée Shetlar have designed several informative, colorful promotions of iridescent stretch glass for our Society. These materials, under the leadership of Stephanie Leonard, have been distributed to hundreds of antique malls, shops, museums, collectors and others throughout the United States. Recently the Society joined the Association of Collector Clubs, which is helping us with publicity. Several of our members, including Joanne Rodgers, Sharon Mizell, Helen Jones and others, have been distributing our materials at their antique malls and show booths. We continue, thanks to Jim Steinbach, to offer past souvenirs on eBay which are sold with a membership in the Society. All of these efforts are helping to get the word out about Iridescent Stretch Glass. I ask each of you to continue to help us publicize iridescent stretch glass and promote the Society to all who are interested in iridescent stretch glass. Together we can insure the future of our Society and advance iridescent stretch glass as a noteworthy and unique collectible.

I look forward to seeing many of you at our convention or at upcoming antique shows and flea markets, as well as hearing from you with items of interest for future newsletters. Please share your excitement as you find new pieces of iridescent stretch glass. Happy hunting to all, Cal

**STRETCH GLASS SOCIETY EXECUTIVE BOARD**

**PRESIDENT:** Cal Hackeman  
8865 Olde Mill Run  
Manassas, VA 20110-6132

**SECRETARY/  
NEWSLETTER  
EDITOR:** Renée Shetlar  
35 Vandeman Avenue  
Delaware, OH 43015-1723

**VICE-PRESIDENT:** Stephanie Leonard Bennett  
P.O. Box 947  
Medford, MA 02155

**TREASURER:** Phillip Waln  
P.O. Box 3305  
Quartz Hill, CA 93586

**DIRECTORS**

**ADVERTISING/PROMOTION:** Sharon Mizell, MD/2005  
**HISTORICAL INFORMATION:** Arna Simpson, MD/2004  
**WAYS AND MEANS:** Jim Steinbach, OH/2004  
**CONVENTION/SHOWS:** Joanne Rodgers, OH/2005  
**NEWS/TECHNICAL INFORMATION:** Dave Shetlar, OH/2004

**NOMINATIONS STILL OPEN!**

Nominations are still open for the offices of President, Vice-President, Secretary/Newsletter Editor, Treasurer and for directorships responsible for Historical Information, News/Technical Information and Ways and Means. If you are interested in serving one, two-year term or would like to nominate someone, please call (740) 369-1645 or email [StretchGlassSociety@columbus.rr.com](mailto:StretchGlassSociety@columbus.rr.com). Nominations will also be accepted from the floor of the annual business meeting.

**Annual Member Directory – REMINDER**


The Annual Member Directory, in hard copy or electronic format, is now available to any member wishing to receive a copy. While hard copies have in the past been distributed to all members, the Executive Board has voted to change the distribution of the Directory to be on an 'as-requested' basis only for renewing members. New members will continue to receive an initial copy of the Directory in their membership packet. Any member wishing to receive a hard copy or electronic copy (PDF) of the Directory, please contact Renée Shetlar via telephone at 740-369-1645 or email at [StretchGlassSociety@columbus.rr.com](mailto:StretchGlassSociety@columbus.rr.com).

**WELCOME NEW MEMBERS!**

- Clinton & Joanne Andrews, P.O. Box 100, Limerick, ME 04048, USA ..... 207-793-2668
- Richard Baker, 2019 Valleria Court, Sugar Land, TX 77479, USA ..... [RB6Strings@aol.com](mailto:RB6Strings@aol.com)
- Jo Anne Cummings, 5033 DeLange Lane, Houston, TX 77092-4201, USA (713)682-1239 ... [joannecummings@evl.net](mailto:joannecummings@evl.net)
- Joanne & Donald Davis, 26475 Ridge Lane, McKenney, VA 23872, USA (804)478-4486 ... [glassboxero4@yahoo.com](mailto:glassboxero4@yahoo.com)
- Glen & Robin Kashuba, 3390 Louise Avenue, Kingman, AZ 86401, USA ..... (928)753-0356
- Lisa McCoig, 345 Smith Chapel Road, Tullahoma, TN 37388, USA ..... [lisa@cafes.net](mailto:lisa@cafes.net)
- Catherine Pelfrey, 12214 S. Greenwood Street, Olathe, KS 66062, USA ..... [BABucks14@aol.com](mailto:BA Bucks14@aol.com)
- Jim Seek, P.O. Box 377, Mason City, IA 50402, USA ..... (641)424-1116 ... [jimjan@seeckauktion.com](mailto:jimjan@seeckauktion.com)
- Annelle Taylor, 622 Cordova, Dallas, TX 75223, USA ..... [dtaylor@sbcbglobal.net](mailto:dtaylor@sbcbglobal.net)
- Daphne Urquhart, 14116 Midland Drive, Shawnee, KS 66216, USA ..... [daleur78@aol.com](mailto:daleur78@aol.com)
- Elaine Watts, 3 Spur Lane, Centereach, NY 11720, USA

**DIRECTORY UPDATES AND CORRECTIONS**

- Brian Brennan . . . 3441 Dupont Avenue, S., #304, Minneapolis, MN 55408, USA (612)821-6821 . . [brianbren@aol.com](mailto:brianbren@aol.com)
- Elaine & David Laikind ..... [edlpc@journey.com](mailto:edlpc@journey.com)
- Walt Lemiski ..... (905)846-2835
- Cliff McCaslin ..... [vitriify@swbell.net](mailto:vitriify@swbell.net)
- Ray & Betty Merrell ..... Route 2, Box 121a, St. Edward, NE 68660, USA
- Donald & Judy Miller ..... [jha8725140@aol.com](mailto:jha8725140@aol.com)
- Gordon & Sue Phifer ..... [gphifer@cfl.rr.com](mailto:gphifer@cfl.rr.com)
- Jacqueline Rice 1412 E. 38<sup>th</sup> Place, #D, Tulsa, OK 74105-3365, USA ... (918)749-2672 ... [jackie.rice@usis-csd.com](mailto:jackie.rice@usis-csd.com)
- Ellyn Sapper ..... [ecsaper@juno.com](mailto:ecsaper@juno.com)
- Sally Slate ..... [sallyslate1149@charter.net](mailto:sallyslate1149@charter.net)
- Gene & Sue Turner ..... (501)922-4872 ..... [vet099@cox-internet.com](mailto:vet099@cox-internet.com)



*It is with great sadness that we announce the death of our longtime friend and fellow stretch glass collector, Fred Simpson, in March. His wife, Arna, says that Fred was really looking forward to the July convention and a fall trip to visit Bill, Suzanne and their children in Colorado.*

*Arna and the rest of the Simpson family are in our thoughts and prayers.*

**SGS WEB SITE**

<http://members.aol.com/stretchgl/>


Any SGS member who would like to have a reciprocal link between the SGS site and their personal web site, contact Helen Jones, [StretchGl@aol.com](mailto:StretchGl@aol.com)

**Are you missing back issues of the SGS Quarterly? Don't miss out on valuable information, contact Renée Shetlar for a newsletter index!**

**Also visit Dave Shetlar's website**

it's continually changing and growing with pictures and information about iridescent stretch glass

<http://bugs.osu.edu/~bugdoc/Shetlar/StretchGlass/SGopenpage.htm>



**SGS Convention Souvenirs/Commemoratives 1994 – 2003**

- 1994 Ruby, Twin-Dolphin Fan Vase, signed by Frank M. Fenton for *SGS 20<sup>th</sup> Anniversary* ..... SOLD OUT
- 1995 None Produced
- 1996 Cobalt Blue, Twin-Dolphin Square Vase ..... SOLD OUT
- 1997 Black, Twin-Dolphin Comport ..... SOLD OUT
- 1998 Amethyst, Center-Dolphin-Handled Server ..... SOLD OUT
- 1999 Violet, Flared Tulip Bowl for *SGS 25<sup>th</sup> Anniversary (2<sup>nd</sup> Quality)* ..... \$36 each
- 2000 Red, Flared Rib-Optic Comport (1<sup>st</sup> Quality) ..... \$47 each
- 2001 Aquamarine, Twin-Dolphin Vase (1<sup>st</sup> Quality) ..... \$46 each
- 2002 Emerald Green, Melon-Rib Candle Holders (1<sup>st</sup> Quality) ..... \$85 pair, or \$45 each
- 2003 Topaz Opalescent, Diamond-Optic & Threaded Footed Bowl (1<sup>st</sup> Quality) ..... \$45 each

**2004 30<sup>TH</sup> ANNIVERSARY RUBY DIAMOND-OPTIC COMPORT  
SEE ENCLOSED CONVENTION PACKET FOR ORDERING  
DETAILS!**

Prices listed are in US dollars. Canadian members must add US\$5.00 per piece for international postage. For additional information and an order form, contact Jim Steinbach ([STRETCHSOCIETY@aol.com](mailto:STRETCHSOCIETY@aol.com) or P.O. Box 117, Sunbury, OH 43074-9703)

## Fenton Art Glass: Florentine Ware, cont

by Dave Shetlar

SGS Technical Information Director

In the January newsletter, I mentioned that I was having trouble documenting the #2007 bowl. Well, one showed up in crystal (cupped) at a local market and I have now viewed two more in Ruby (shallow cupped). This bowl does not have a collar and it does fit on a low black base that looks very much like some of the bases made by Diamond. The bowl has a 4 1/2-inch base.

Another interesting find was that the Fenton #604 bowls (the large punch bowls and the other shapes made from this mold, often 12 to 14-inches in diameter) can have a collarless base (I believe that these are the pieces made from the first molds) or a collar base (most likely from a later mold). The base diameter is identical (4-inch), they both fit perfectly in the same black base, and the tops appear to be the same size and weight. I haven't talked to Frank about this yet, but I can't see any reason for these two forms other than the first molds may have worn out or the pieces made from the collarless molds were not snapping up well.

There is one bowl which I haven't been able to identify. Since I usually see it in Ruby, I'm assuming it may have been later in production and I'll have to review some of the Fenton fliers from the mid-1920s to see if I can determine what number was used for this bowl. It has a small, 2-inch base and it is usually raised and cupped or low cupped in shape. It has a thin collar that is virtually the same diameter as the base. I have also tried every black base that I have and nothing seems to be small enough to properly hold this bowl. In this discussion, I want to concentrate on the Fenton bowls with rings, rays, optic designs, dolphins, and unusual shapes.

The ringed bowls (these have external 1/2-inch wide rings) are obviously made from the Fenton flower pot molds, except for the low 5-ringed one. This one has too narrow a base to have been used as a flower pot plate. The 5-ring bowl has a 2 3/4-inch base and is usually low cupped, but a few wide flared, crimped ones are known. These are usually found in Tangerine, Celeste Blue and Velva Rose. Does anyone have one of these in another color? The other bowls were obviously made from the flower pots. The smaller bowl has a 3 1/8-inch base and the larger one has a 3 3/4-inch base. These bowls are usually flared and I've only seen them in Tangerine and Velva Rose. What's interesting to me is that these same bowls were swung out into the tall ringed vases which are regularly seen in Celeste Blue and Aquamarine. So, does anyone have one of these bowls in these later colors? Another interesting possibility is that there may be a flower pot or bowl with these rings that is even larger. In one of the Fenton advertising pages, they show such an item with two applied handles and it is called an ice bucket. It is obviously larger than the two flower pots figured on the same page. So, get out your rulers and start checking! Let me know if you have a bowl or vase with a base larger than 3 3/4-inch.

The only bowl with a normal snap base and narrow, external rays is the #638. This bowl has a 3 1/2-inch base and

looks exactly like the Northwood bowl that has the same number! Since both bowls have 27 rays and similar foot size, the best way to separate them (as well as the plates that were made from the same mold), is to locate the mold seams. These bowls were made from three-piece molds so there should be three mold lines. **With the bowl laying upside down, determine if the mold seams are on the right or left side of the rays.** If the seams are on the left, the bowl is Fenton, if on the right, it is from Northwood. The Fenton #638 bowls are pretty difficult to find compared to the Northwood ones. I have seen the Northwood ones in blue (usually their darker blue), Jade Blue, Russet, and marigold. The Fenton ones are usually in a light Celeste Blue and very rarely, Topaz.

The most common optic design used by Fenton is a diamond optic. This was a design designated as #1502 and all items, bowls, plates and vases, were given this number with a description of size. This makes it very difficult to determine all the pieces in this line. As an example, I have a bowl that is obviously from the #600 mold, but it has the #1502 design. In short, all Fenton had to do was to use a plunger that had the optic design on it with any of the bowl molds. From what I can determine, they used this plunger only with the #600 bowls (3 7/8-inch base) and the #1504 bowls (triple dolphin, 2 7/8-inch base). They had different diamond optic plungers for two vases (which also likely fit the two sizes of handled baskets), a cream and sugar set, a cup and saucer set, a handled server, several round and octagonal plates, and several sizes of stemmed goblets (extremely rare in any color). The larger vase is occasionally found with the special rolled rim which, while technically a vase, makes it into a "flip bowl." This 4-inch base bowl is occasionally seen in Tangerine, Florentine Green and Velva Rose.

The "dolphin" pieces are designated by several #1500 numbers. The most common bowl is the #1504A, triple dolphin, which has a 2 7/8-inch base (apparently, the "A" designated the dolphins). Flared, cupped, flared, cupped, and low cupped forms are known. Velva Rose, Aquamarine and Florentine green are the most common colors seen, but Celeste Blue, Wistaria (Fenton's spelling of wisteria), and Ruby examples are also known. When this bowl is given the diamond optic treatment, it was then called a #1502A. An extremely rare

double-dolphin bowl is also known. This bowl is shown in plate #131 in the stretch glass book. It has dolphin handles, eight rays, and is made from a "stuck-up" mold (the foot will be ground). As an interesting note, the Fenton factory recently rediscovered this mold and they offered to make the bowl for us, but the success rate is very low, making the pieces relatively expensive (low production plus having to grind down the base). This is likely why there are so few of these known today!

In the unusual shape category, we have the #848 "tulip" bowl which has a 3-inch base and an 8-petaled top. This bowl is usually found flared, but low cupped and cupped (rose bowl) shapes are known. I've



seen this bowl in all the stretch glass colors except for Ruby (there's a bunch of non-iridized ones out there!), Topaz and Persian Pearl. Tangerine and Velve Rose are the most commonly seen colors. There are also two "octagonal" bowls, one with an octagonal top but round body (and usually with the "Laurel Leaf" design) and a larger, thicker one that is octagonal shaped down to the base (which is ground). The snapped up bowl has a 3 1/2-inch base and is usually flared. This bowl is about 10 inches wide and was designed to set on a plate (13 inches wide) made from the same bowl. The stuck-up bowl is about 9 inches wide with an approximately 4 3/4-inch ground base. I've never seen it reshaped which produces a relatively poor stretch effect. This one was also designed to set on an octagonal plate (different mold) that has a recessed area to receive the bowl and also has a ground foot (6 3/4-inch) (see plates #232 & 233). The last unusual shaped bowl is the #1562 "banana boat" bowl which can be found in two shapes as well as flattened down into an under plate. These have ground feet that are about 5 3/4-inch wide. These bowls have 12 scallop-shaped panels and the shapes are usually "normal" (sides slightly flared) and with the middles of the two long sides turned down (see plate #150).

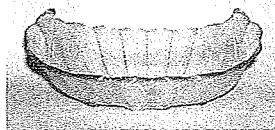
The final category of Fenton bowls consists of those bowls with feet (usually three) or bowls with a distinctively raised basal rim. In the glass industry, the ones with basal rims were often referred to as "low-footed" or "high-footed" bowls. We would call most of the high footed bowls, compots today. However, the term comport or compote was often used by glass companies for separate pieces with high-stem bases.

In the Fenton stretch line, the three-footed bowls are represented mainly by: the #250 fern dish, the #349 "ball footed" bowl, and the #603 bowls. The #250 fern dishes are always cupped and the feet are 8-sided, thick spikes. These bowls are usually 6 to 6 1/2-inches in diameter, and they have a ground marie which is about 1 1/8-inch diameter. The #349 bowls have three ball-shaped feet and a small central ground marie. During the finishing process, the marie and ball feet were ground. Unfortunately, the grinders seemed to have ground the feet and the marie separately, often leaving the marie higher than the ball feet! This causes such bowls to rock on the central point. The bowl itself

was formed in a three-piece mold which produced 12 sides and three sets of double ball ornaments at the junction of three of the sides. The #349 bowls were obviously produced late, most likely in the late 1920s or early 1930s, and they are only seen in Persian Pearl and Aquamarine. They are usually "normal" shaped (the shape that they would have had from the mold) or slightly flared. The #603 bowl is a big and heavy piece with


three prominent feet that end in a scroll-shaped knob. They have a snap marie (2 7/8-inch diameter) that was not ground off. While these bowls could have been given a number of the Fenton shapes, they are almost always flared and crimped or cupped. Both are figured in the Fenton fliers and they are referred to as "orange bowls."

One of the more unusual bowls is a stuck-up one that ended up with four ground feet, the #1663. These bowls have



24 wide, rounded rays or panels and are generally oval in shape. I have only seen them in Persian Pearl and Aquamarine. The four shapes are: flared, oval (the two long ends pulled up), square (both ends and sides pulled up), and "Tulip" (what we call Jack-in-the-Pulpit today).

Footed bowls with a raised basal rim are never shown on black stands since the foot serves as a stand. The smallest of these footed bowls is the #312 which is commonly about 7-inches in diameter with a short, 3 1/4-inch wide foot. These are usually found cupped and most I've seen have been in Celeste blue and Wistaria. The #231 bowl has external ribs, both on the bowl as well as on the foot. These bowls have a 5 1/8-inch diameter base and they are often cupped (about 7 1/2-inches wide) or wide flared cupped (=low bowl shape) (about 9 1/2 to 10-inches wide).



most common footed bowls are the #847 and #857 "melon-rib" ones. The #847 ones have a 3 1/4-inch diameter base while the #857 bowls have a 4-inch diameter base. These bowls can be found in all the Fenton shapes and colors (except for Ruby and Royal Blue!). I've seen some Ruby ones, but they were not iridized - bummer! Persian Pearl and Celeste Blue are some of the least common colors. Of course, these bowls are also folded up to form a fan vase which is highly prized by some collectors. The #550 bowl has a hexagonal foot and 12 exterior panels. Because of the height of the foot, many people consider this a comport shape, but Fenton advertising fliers list them as footed bowls. The #550 bowls are not common but they are most often seen in Celeste Blue and Tangerine. Most are wide flared, but some are flared cupped, special rolled rim, and raised cupped (aquarium shape). The rarest

of the footed bowls is the two-handled oval bowl, #1563. This bowl has an oval foot, 16 panels and is over 12-inches wide. I've only seen a picture of a Velve Rose one, but I've seen several non-iridized ones in Ebony and Jade glass. There should also be a footed bowl, the #950, in stretch. This one looks a bit like the #1663, except that the narrow ends have knobs. These bowls are fairly common in the Fenton lines (non-iridized) made in the 1930s and they are shown in Persian Pearl in an advertising sheet. I've never seen one or heard of one in stretch, have any of you seen one?

That's a summary of the Fenton bowls, in future articles, I'll begin to review the compots, vases and other Fenton stretch items.



#2007 bowl & base in Persian Pearl (4 1/2-inch base)



#604 bowl & base in Velva Rose - special rolled rim (4-inch base, note shoulder)



#1562 bowl & underplate in Aquamarine (5 3/4 x 2-inch ground base)



#1502 9-inch bowl in Tangerine (4-inch base)



#1502A bowl in Florentine Green (2 7/8-inch base)



#1504A bowl, crimped, in Florentine Green (2 7/8-inch base)



#1663 bowls (l to r) "tulip" shape (we call this Jack-in-the-Pulpit - JIP), "flared," and "oval" in Persian Pearl, Aquamarine, & Persian Pearl, respectively (5 3/4 x 2 3/4-inch bases consisting of four ground feet)



Three of the "5-ring" bowls (l to r): cupped, flared-cupped (called a low bowl), and crimped in Velva Rose and Tangerine (2 3/4-inch base)



#1512 bowl, flared-cupped in Velva Rose (3 3/4-inch base)



#603 bowl, crimped in Ruby (2 7/8-inch base)



#550 bowls (l to r): cupped in Celeste Blue; wide flared in Tangerine (4-inch base)



#312 footed bowl in Wisteria (3 1/4-inch base)



"Octagonal" bowl in Grecian Gold (3 1/2-inch base)




"Octagonal" bowl in spitoon shape in Persian Pearl (3 1/2-inch base)



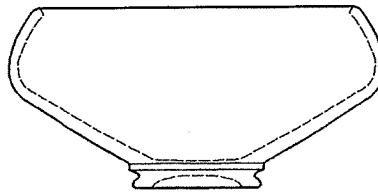
#750 bowl in Topaz (4 3/4-inch ground base)




#109 bowl, flared cupped  
(2 1/2-inch base)



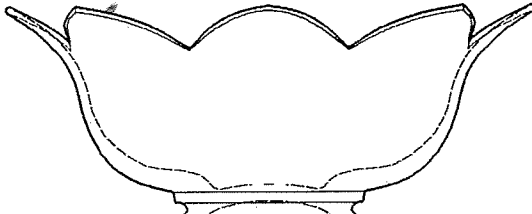
#109 bowl, cupped  
(2 1/2-inch base)



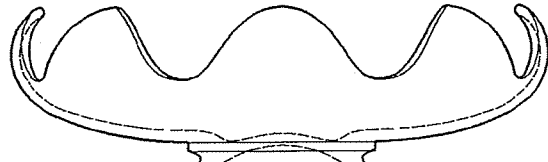
Unknown number bowl, cupped  
(2-inch base)



#543 bowl, normal  
(2 5/8-inch base)




#848 bowl, flared  
(3-inch base)




#848 bowl, low  
(3-inch base)



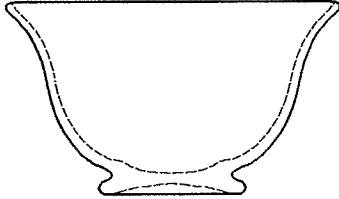
#606 bowl, low  
(2 1/2-inch base)



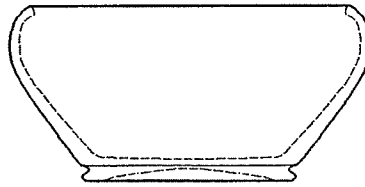
#644 bowl, "baked apple"  
(2 1/2-inch base)



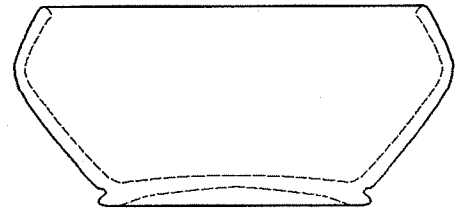
#640 bowl, raised cupped  
(2 3/4-inch base, 3-piece mold)



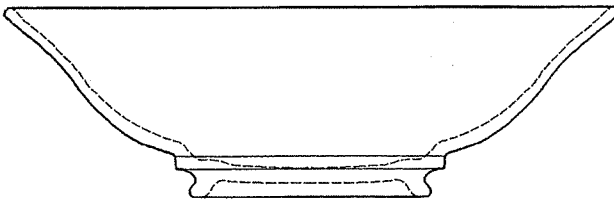
#2005 bowl, flared  
(2 3/8-inch base)




#2006 bowl, cupped  
(3 3/8-inch base)




#2007 bowl, cupped  
(4 1/2-inch base)



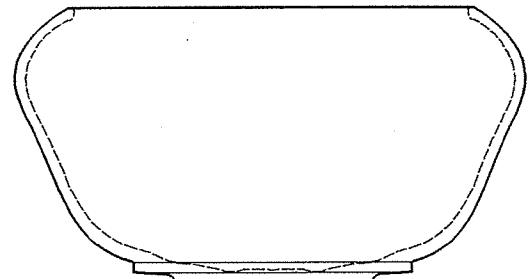
#600 bowl, flared  
(3 7/8-inch base)




#607 bowl, flared cupped  
(2 7/8-inch base)



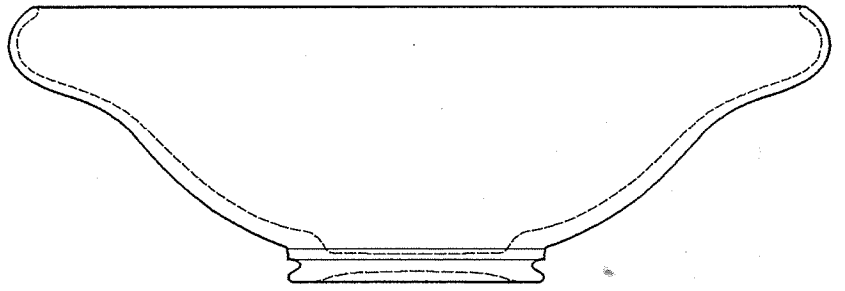
#647 bowl, wide flared cupped  
(3 1/2-inch base)




#647 bowl, cupped "aquarium"  
(3 1/2-inch base)



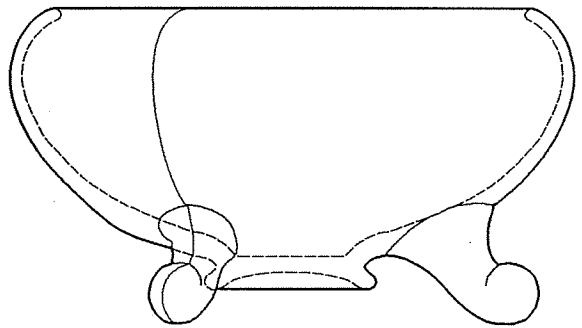
#604 bowl, raised cupped "aquarium"  
(4-inch base, no collar)



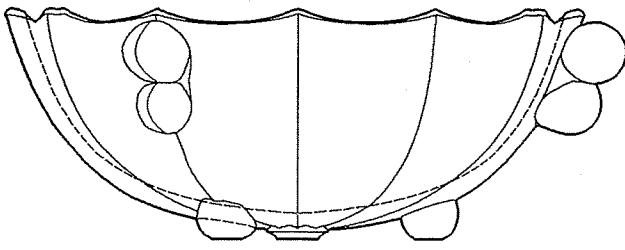
#604? bowl, wide flared cupped  
(4-inch base w/collar)



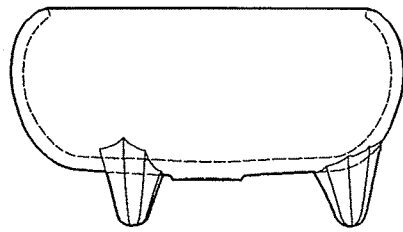
#604 bowl, crimped  
(4-inch base, no collar)



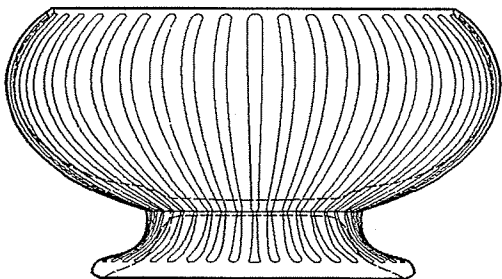
#603 3-footed bowl, cupped  
(2 7/8-inch snap marie)



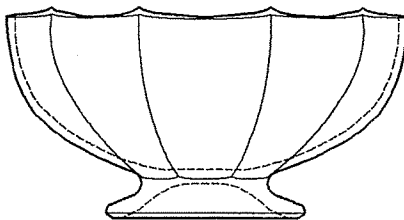
#349 3-footed bowl, flared  
(ground marie)



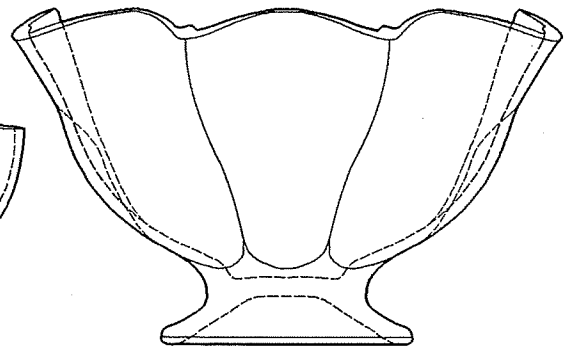
#250 3-footed bowl, "fern dish"  
(1 1/8-inch ground marie)



#231 footed bowl, cupped  
(5 1/8-inch base)



#847 footed bowl, normal "melon rib"  
(3 1/4-inch base)



#857 footed bowl, crimped "melon rib"  
(4-inch base)





# Anniversary Convention, Show & Sale July 28 – 31, 2004

Holiday Inn, Parkersburg, WV

by Joanne Rodgers, Director

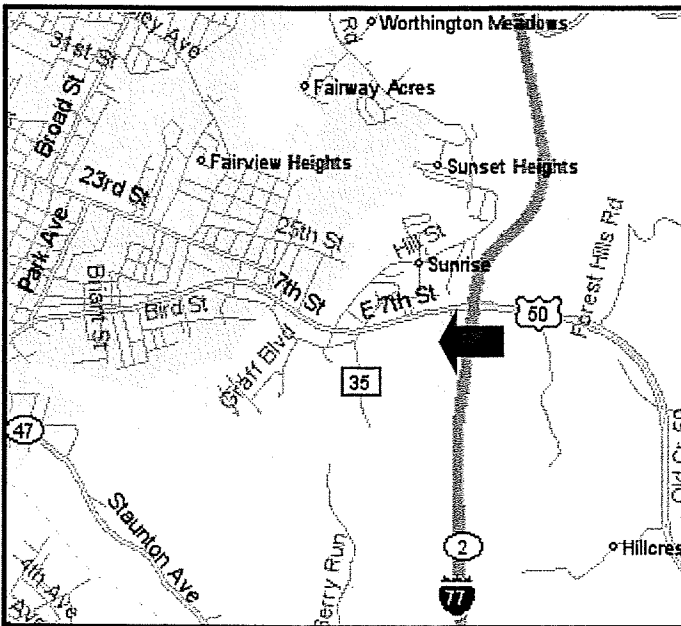
## IT'S ALMOST HERE!

Enclosed with this newsletter is the convention packet which provides all you need to know about the 30<sup>th</sup> Anniversary Stretch Glass Society Convention/Show/Sale. Of immediate note is the

### JULY 5<sup>TH</sup> DEADLINE FOR HOTEL RESERVATIONS!

Call Shanon Watson toll-free at 1-877-985-6200. Request a room in the SGS first floor block of rooms.

Members of the two national Fenton glass collectors clubs (FAGCA & NFGS) will be arriving in the Parkersburg/Marietta area before and during our convention time to attend the other flea markets and sales. While we



will welcome them to our show and sale, they will be competing for hotel rooms in and around the area, making your earliest reservations imperative. However, if there are no rooms available at our hosting hotel, you may try the following locations:

- Best Western Inn, Parkersburg 304-475-6551
- Blennerhassett Hotel, Parkersburg 304-422-3131
- Econo Lodge, Parkersburg 304-428-7500
- Parkersburg Knights Inn 304-420-2420
- Red Roof Inn, Parkersburg 304-485-1741
- Days Inn, Williamstown, WV 304-375-3730

As our Friday night banquet speaker, we are especially pleased to have Fenton's Master Craftsman, Dave Fetty.

Dave began his career with the Fenton Art Glass Company in 1964. Although he officially "retired" in 1999, he remains as "Artist-In-Residence," creating off-hand (non-molded) art glass for collectors groups,



Dave Fetty creating an off-hand art glass piece

Fenton's "Connoisseur Collection," and items for the Internet market. Much of the enjoyment of watching Dave work and speak comes from the first hand opportunity to witness a man's rare enthusiasm for his work. Don't miss it!

### Schedule Highlights

- Club Group Display – Fenton's Royal Blue (cobalt), Ruby, Tangerine and Wisteria Stretch
- Member Only Sales Stampede on Thursday morning
- Banquet Speaker – Dave Fetty, Fenton's well-known off-hand art glass Master Craftsman
- Fenton Iridescent Stretch Glass Rarities Seminar
- Anniversary Displays including Early Club Souvenirs

A full schedule is available in the enclosed convention packet. You can look forward to interesting learning sessions and sharing your collecting stories.

In addition to regular attendees, we anticipate seeing those of you who could not attend in previous years due to our spring-time schedule. Let us know your thoughts on this schedule change.

Not only will there be our own events, but you will be able to attend a number of local shows and flea markets.

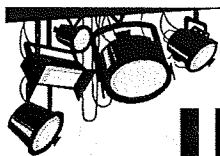
- |              |   |
|--------------|---|
| Jul 27-Aug 3 | Williamstown Community Park Flea Market<br>Williamstown, WV                                   |
| Jul 30-Aug 1 | Marietta Antiques Flea Market<br>Marietta, OH   |
| Jul 31-Aug 2 | National Fenton Glass Society 14 <sup>th</sup> Annual<br>Convention, Marietta, OH             |
| Aug 3-6      | Fenton Art Glass Collectors of America 28 <sup>th</sup><br>Annual Convention, Parkersburg, WV |

#### Antiques shops and malls abound in the region, including:

- Maher's Antiques, Parkersburg
- Red Hill Antiques, Parkersburg
- Pleasant Valley Trading Co., Parkersburg
- Williamstown Antique Mall
- The Tin Rabbit, Marietta
- The Antique Mall of Marietta
- Harmar Village Antiques & Vintage Toys, Marietta
- Fort Harmar Antiques, Marietta
- Antiques & Needful Things, Marietta
- Stanley & Grass Ltd., Marietta
- Dexter City School House Antique Mall, Dexter City

For additional listings and flyers, please check out the information table when you check into the convention.

**Make your hotel reservations NOW!**  
**Convention Registration Post-Mark Deadline**  
**is no later than**  
**JUNE 28TH!**




## IN THE LIMELIGHT!

assembled by Renée Shetlar

Well it seems that our convention coordinator, SGS Director Joanne Rodgers, is certainly doing her part to increase the exposure for iridescent stretch glass. We recently received a photo of Joanne's window display of stretch glass that she assembled for the Cleveland, OH area antiques shop where she has dealer space.

She says that the picture doesn't do the display justice and to her disappointment, only brought one buyer for a single stretch glass candleholder.



Also helping to spread the word about iridescent stretch glass has been SGS President, Cal Hackeman. Cal recently visited an ever-growing antiques show in Atlantic City, NJ. Here's his report.

The Atlantic City Antique Show continues to live up to its reputation as the largest indoor show on the east coast. Once again, the Atlantic City Convention Center was filled with dealers offering everything from carnival glass, toys, sterling silver and furniture to music boxes, movie posters, vintage linens and, yes, there were even a few pieces of iridescent stretch glass for sale. This is not a show with a lot of glass and especially stretch glass, but every now and then a piece can be spotted among the 1000 or so dealers.

For me, this show produced a Fenton aquamarine crimped edge, footed, double-dolphin bowl. A few other 'ordinary' pieces of Imperial "wide panel" Ruby stretch glass were spotted; unfortunately, they were priced more like art glass than stretch glass. Gary Licker (SGS member) was kind enough to show me an Imperial Ruby 8" plate which looked very ordinary on the front, but has white glass applied threading on the reverse side. My big purchases, in addition to the Fenton bowl, came in the sterling silver department, another interest of mine.

The Association of Collecting Clubs, which the Stretch Glass Society recently joined, had a large booth where they were providing information on over 100 collecting clubs, including the Stretch Glass Society. With thousands of collectors roaming the show for 2 days, hopefully a few stretch glass enthusiasts will now know how to find us.


If you want an excuse to visit Atlantic City in the early spring (March) or late fall (Oct), this show is a good reason to go to "America's Playground" as Atlantic City is known.



Your editor and husband, Dave, were also on the road recently sharing our enthusiasm for iridescent stretch glass. We (members of several other glass clubs)

attended the recent convention of the Internet-based WWW Carnival Glass Association held in St. Louis, MO in April.

We were scheduled to be the "opening act" for the group of seminars the morning of the first day of the convention. Dave spent literally weeks putting together his presentation which included so many examples of iridescent stretch glass—from our



Fenton flower-stoppered perfume to our large Diamond punch bowl—that we had no room in the car for any glass to sell. In addition, he had the set of epergne horns that the Fenton company made for us to demonstrate the many steps in producing iridescent stretch.


The theme for the convention was a tribute to the four individuals recognized in the



carnival collecting world as the "founders" of the hobby—Marion Hartung, Don Moore, O. Joe Olson and Rose Presznick. Dave decided to begin his talk with recognizing the one who stretch glass collectors acknowledge as an outspoken supporter of the separation of carnival glass and stretch glass—Rose Presznick. In doing so, he began with a review of the "general history" and time-line of the development of iridescent glassware in the U.S. from Dugan/Diamond's first efforts with the frit-iridized pieces through to the long-lived production efforts of the Fenton Art Glass Company. (Dave will offer this presentation to the members of the SGS in future issues of the *Quarterly*.)




Though we didn't tally the number of attendees, I estimate that there were, at least, 50 and perhaps even more at this presentation (more than 100 attended this convention). We also had copies of *American Iridescent Stretch Glass*, SGS Information Sheets/Member Forms and a stack of SGS convention cards on the table. Several people bought the book and many more picked up the other materials.



We had a number of comments from people that they really learned a lot about iridescent stretch glass, not realizing that it was so different from carnival, and that they really appreciated the presentation.

We were glad to see (and in some cases meet for the first time) some WWWCGA members who are also members of the SGS! Donald Lacock (KS), Jack Targonski (IL), Gene and Sue Turner (AR) and, our good friends, Sharon and Bill Mizell (MD).



Don Lacock




Jack Targonski



Sue & Gene Turner

In fact, we unknowingly shared a dinner table with Don and Jack during a Mississippi Riverboat dinner cruise. Also at our table were John and Loretta Neilsen of Florida who are former members of the SGS.




Sharon & Bill Mizell



Loretta & John Neilsen (FL)

We were also totally amazed and impressed with the individual room displays especially that of Dave and Reva Drabing who had a really dramatic display of iridized and non-iridized candleholders. Actually, it was very similar to the display that Dave and I put together several years ago

when we attended the very first WWWCGA convention in Las Vegas.



The carnival punch bowl display arranged by Emmet and Dorothy Morgan of Texas was the most spectacular exhibit we have ever seen. They managed to assemble a total of 91 absolutely beautiful punch and fruit bowl sets. We were also allowed to include two of our stretch punch bowls, our large Diamond crystal punch bowl and our Fenton, crimped, Ruby punch bowl.

(We haven't found an authentic stand for the Diamond piece and we only have the black stand for the Fenton bowl—if anyone wants to sell us a nice Ruby punch bowl stand [cheaply!] we'd be interested!).



## Seekers and Sellers

Stretch Glass Bought and Sold

**Bill Crowl**  
1500 Avery Street  
Parkersburg, WV 26101  
304 - 422 - 5042

Unusual Shapes and Colors  
One Piece or a Collection

### Seekers

#### Cal Hackeman

8865 Olde Mill Run  
Manassas, VA 20110-6132  
(703) 408-6982, [CLH703@aol.com](mailto:CLH703@aol.com)

I am always looking to acquire mint condition Iridescent Stretch Glass – 1 piece or an entire collection – my wants may be in your collection.

#### Dave & Renée Shetlar

(740) 369-1645  
[ohiobugdoc@columbus.rr.com](mailto:ohiobugdoc@columbus.rr.com)

We would like to find a pair of Vineland "cathedral" candleholders in amber—they are the 3-part mold!

### Sellers

Cal Hackeman, (703) 408-6982  
[CLH703@aol.com](mailto:CLH703@aol.com)

I have a large selection of Iridescent Stretch Glass – over 100 pieces – your wants may be in my inventory. A list and photos are available to anyone upon request.

## Conventions, Shows and Sales

**NATIONAL FENTON GLASS SOCIETY, INC.**  
P.O. BOX 4008, MARIETTA, OH 45750  
(740) 374-3345

### 14<sup>th</sup> ANNUAL CONVENTION

July 31, August 2 & 3, 2004  
Lafayette Hotel, Marietta, OH

#### Open to Public: Glass Displays & Seminars

Also: Flea Markets, Garage Sales, Antique Shops  
Members & Guests: Banquet & Whimsey Auction,  
Annual Meeting, Special Factory Tours, *Valley Gem*  
Dinner Cruise & Whimsey Auction

## International Carnival Glass Association Convention

July 13 - 17, 2004

CROWNE PLAZA HOTEL  
11228 Lone Eagle Drive  
BRIDGETON, MO.

For additional information call: (219) 924-2910 or email:  
[bookercgbr@aol.com](mailto:bookercgbr@aol.com)  
website: [www.woodsland.com/icga](http://www.woodsland.com/icga)

## National Depression Glass Association 30<sup>th</sup> Annual Convention & Glass Show July 9-11, 2004

Mid-America Center  
Council Bluffs, IA

For additional information, contact Jeff Settell at  
[jeff\\_wdms@earthlink.net](mailto:jeff_wdms@earthlink.net) or website: [www.ndga.net/](http://www.ndga.net/)



**N.I.G.C.S.**  
**Imperial Glass**  
**2004 Show and Sale**



Dealers specializing in:  
Candlewick, Cape Cod, Carnival, Free Hand & Lead Lustre,  
Milk Glass, Slag Glass and many other pattern lines

#### Show & Sale Hours

Saturday, June 5 1:00-4:00 PM  
Sunday, June 6 11:00AM-3:00 PM

Admission: \$3.00  
Belmont Technical College, Horizon Room  
Exit 213, 1-70, Belmont, OH

*"Dining with Imperial"*  
*On Display: Imperial Glass Tableware Settings*




For further information, visit our web site: [www.imperialglass.org](http://www.imperialglass.org)  
or write to NIGCS, P. O. Box 584, Bellaire, OH 43906

## 20-30-40 Society Collector's Market November 7, 2004

Park Place of Countryside  
6240 Joliet Road  
Countryside, IL  
9:00am to 3:00pm  
\$2 Admission

For additional information contact: Bette Wittenberg at  
708-354-5966, or email: [glassclub@aol.com](mailto:glassclub@aol.com) and website:  
[www.20-30-40society.org](http://www.20-30-40society.org)

# SO SORRY FOR THE DELAY!



Things have gotten a little out-of-hand at your Secretary/Editor's, so to keep sanity intact, we are sending out the April (?) *SGS Quarterly* minus the Convention materials.

The much anticipated Convention Packet will be distributed just as soon as we can get all the great stretch glass photos and forms completed and duplicated.

Current delivery projection is the last week of May! Until then, enjoy your newsletter and let us know if there are any particular topics you'd like us to cover in future editions.

Your *SGS* Secretary/Editor & News/Technical Director  
*Renée and Dave*  
*Shetlar*

FOUNDED APRIL 21, 1974 IN DENVER, PENNSYLVANIA

**THE STRETCH GLASS SOCIETY**

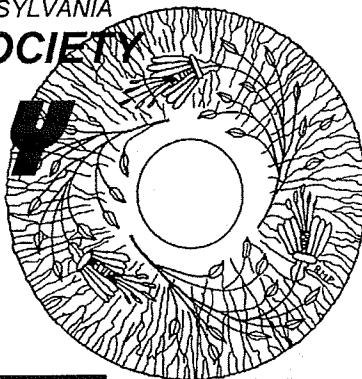
**QUARTERLY**

P.O. Box 947

Medford, MA 02155

<http://members.aol.com/stretchgl>

[StretchGlassSociety@columbus.rr.com](mailto:StretchGlassSociety@columbus.rr.com)



first class mail

2004 SGS CONVENTION SHOW & SALE

**30<sup>TH</sup> Anniversary**

- SCHEDULE AT A GLANCE -

Wednesday, July 28 1PM Check-In/Set-Up

Thursday, July 29 8AM Members Only

**SALES STAMPEDE**

Welcome Reception

Stretch Glass ID, Seminar, Raffle and

Whimsey Auction

Friday, July 30 Flea Market Time

Seminar and Banquet with Guest Speaker:

Dave Fetty, Fenton Art Glass Company Artisan

Saturday, July 31 Last Chance Glass Buying

and Farewell for Another Year!

TO:

**Be an Ambassador for Iridescent Stretch Glass!**

**Help Recruit Other Enthusiasts to the SGS!**

**SPECIAL NEW MEMBER RATES:**

**January-March: \$22/USA, \$24(USD)/CANADA**

**+ all 4 issues of the *SGS Quarterly*!**

**April-June: \$16.50/USA, \$18(USD)/CANADA**

**+ 3 *SGS Quarterly*'s!**

**July-September: \$11/USA, \$12(USD)/CANADA**

**+ 2 *SGS Quarterly*'s!**

**October-December: \$5.50/USA,**

**\$6(USD)/CANADA + 1 *SGS Quarterly*!**