

FOUNDED APRIL 21, 1974 IN DENVER, PENNSYLVANIA
THE STRETCH GLASS SOCIETY

Message from the President
Cal Hackeman

INSIDE

Fenton Art Glass: Florentine Ware Line, Part 3. 4
Fenton Vases In Color . . . 5
Welcome New Members . . 6
30th Anniversary Convention--REPORT 7
Convention in Color 10
Club Display in Color . . . 11
Seekers/Sellers 12

Presentation Packet Available FREE!

For your next presentation on Iridescent Stretch Glass, borrow the SGS presentation packet to support your 'Show & Tell!' Shipping, both directions, will be paid by the Society!

Included in the packet:

- ▶ **VHS videocassette** of SGS club souvenirs being made by the Fenton Art Glass Company
- ▶ **35mm slides** illustrating the process of making stretch glass
- ▶ **American Iridescent Stretch Glass**, by Madeley/Shetlar as support (if you don't have a copy)
- ▶ **Dolphin Photo Album** from the 1996 Convention Club display
- ▶ **"Stretch, That 'Other' Iridescent Glass,"** by Helen and Robert Jones in *Glass Collector's Digest*
- ▶ **Talk Tips**, some suggestions to help you organize your talk

Contact: Renée Shetlar at
740-369-1645 or
StretchGlassSociety@columbus.rr.com

RESERVE IT TODAY!

© Copyright, 2004 -- The Stretch Glass Society. All rights reserved. No material may be reproduced, in whole or in part, in any form whatsoever without written permission of the Executive Board.

QUARTERLY

OCTOBER, 2004




Fellow Iridescent Stretch Glass Enthusiasts,
 Thanks to everyone who joined us in Parkersburg, WV for our 30th Anniversary Convention, Show and Sale. Those in attendance were treated to a once-in-a-lifetime opportunity to see a most fantastic display of Cobalt, Ruby, Tangerine and Wisteria Fenton Stretch Glass. Words can not describe this club display— certainly one of the best ever. Dave Shetlar did his usual



Stephanie Leonard Bennett, Club Display organizer, placing ID labels for the items

outstanding job of walking us through the exhibit, talking about the truly rare pieces and helping us understand what makes a piece rare, scarce, etc. Many thanks, Dave, for all the information you shared with us during your talks at Convention. And many thanks to Stephanie Leonard Bennett who organized this massive display and to all the club members who contributed to this display, especially those who carefully packed their pieces in their suitcases and carried them for hundreds or thousands of miles to share them with us.

During the last year, we have seen iridescent stretch glass featured in national publications. We sent thousands of info sheets, convention show cards,





and other information to antique malls, dealers, collectors, museums, and more. Your executive board worked all year to increase the visibility of iridescent stretch glass and you should all be proud of the work this Society is doing to educate and excite collectors and dealers of iridescent stretch glass all over America. A few weeks ago *Antique Week* featured Stretch Glass on the front page of their publication. The *Antique Trader* also highlighted iridescent stretch glass (and the Society) in their August 13th special issue which included their "Guide to Glass" insert. These articles put iridescent stretch glass in front of thousands of collectors nationwide and have exposed many folks to iridescent stretch glass for

the first time. The leadership of The Stretch Glass Society continues to work to make our beloved glass better known and to bring collectors and others interested in this glass into the membership of the SGS. Please help us by telling your collector friends about iridescent stretch glass. Whether it is talking about stretch glass at a club meeting, doing a "show and tell" or arranging for an exhibit at your local library or other public facility, your efforts will help us promote this little-known glass. We will be continuing our efforts to publicize iridescent stretch glass and educate interested persons about what stretch glass is and what it is not.



This past weekend a business contact of mine and his wife visited my home. While the visit was one of those "hey, let's get together sometime" visits, my guests were anxious to see my collections, which they had heard about. Knowing that they were curious about stretch glass, I decided to use stretch glass to serve the cheese and crackers, fruit salad and even the iced tea and lemonade. As I showed them some of the more unusual pieces—the butterball trays, mayo comports, nut cups, fan vases, etc—they remarked about how different life was "back then." I wonder if we used our stretch glass pieces a little more often and served butterballs with dinner, or lemon wedges with the iced tea, we might be able to bring back some of that elegance from times gone by. It is certainly fun to try. I hope you find a special occasion to use your iridescent stretch glass soon—it is great for holidays. Tangerine and Egyptian Lustre are just the colors for Halloween! And by the way, now my business associate is interested in getting some stretch glass—he and his wife really liked the Tangerine and Celeste Blue!



Most of us only have a few big shows left this year to find that special piece of stretch glass. After that, we will have to travel south for the winter show circuit. Have you found a special addition for your collection recently? If so, drop us a note and share your news (you don't have to tell us where you found it if you would rather keep that to yourself). We would enjoy hearing from you so we can share the news of our members in future newsletters. Until then, happy collecting.
Cal

THE STRETCH GLASS SOCIETY EXECUTIVE BOARD

PRESIDENT: Cal Hackeman
8865 Olde Mill Run
Manassas, VA 20110-6132

**SECRETARY/
NEWSLETTER
EDITOR:** Dave Shetlar
35 Vandeman Avenue
Delaware, OH 43015-1723

VICE-PRESIDENT: Stephanie Leonard Bennett
P.O. Box 947
Medford, MA 02155

TREASURER: Nancy Waln
P.O. Box 3305
Quartz Hill, CA 93586

DIRECTORS

ADVERTISING/PROMOTION: Sharon Mizell, MD/2005
CONVENTION/SHOWS: Joanne Rodgers, OH/2005
HISTORICAL INFORMATION: Millie Coty, WV/2006
NEWS/TECHNICAL INFORMATION: Renée Shetlar, OH/2006
WAYS AND MEANS: Jim Steinbach, OH/2006

WELCOME TO THIS QUARTER'S NEW MEMBERS!

Diana Anderson, 3052 Eagle Drive, Westmoreland, TN 37186-2088, USA dianap2@myway.com
Jim Davies, 6 Kiln View Avenue, Clayton, NJ 08312, USA (856)881-9678 jerseyglass@verizon.net
Kathy & Tim Eichholz, 279 W. Hawley Road, Charlemont, MA 01339, USA (413)339-5322 .. oakwood1@kalinet.com
Jim & Marilyn Farr, 523 Hallam Avenue, Erlanger, KY 41018, USA (859)727-8777
Mary Lynn Farr-Padovano, 6594 Strathema Ave., Dublin, OH 43017, USA (614)789-0449 . mompadovano@cs.com

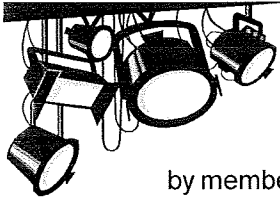
DIRECTORY UPDATES/CORRECTIONS

Tim & Lei Cantrell, 214 West Wayland, Springfield, MO 65807, USA (417)888-0829 ttimei@prodigy.net
Tina Pendola & Sharon Seglar, 7904 E. 27th Place, Tulsa, OK 74129-2420, USA t.pendola@sbcglobal.net
Nicholas Wukich, 650 Alvarado St., #205, San Francisco, CA 94114-3249 nwukich@comcast.net

Member Directory

The Member Directory is now available by request only as a hard copy via the USPS or electronically as a PDF (Portable Document Format) via email. Any member wishing to receive a Directory, please contact Renée or Dave Shetlar via telephone at 740-369-1645 or email at StretchGlassSociety@columbus.rr.com. Indicate which version you prefer. First-time members will continue to receive an initial hard copy of the Directory with their membership packet.

SGS PRESENTATION PACKET



As part of the ongoing outreach efforts of The Stretch Glass Society, the Executive Board wants to encourage each member to consider organizing a stretch glass display at a local library or other such facility or to make a presentation about stretch glass to a local collecting or antiques club.

To make your efforts fun and interesting, the SGS has created a packet of materials available for use by members. These materials will be mailed to and from members via USPS Priority Mail at no cost to members.

That's right, the cost of mailing will be covered by the SGS! Reservation of the materials may be made by contacting Renée Shetlar at (740)369-1645 or email at StretchGlassSociety@columbus.rr.com. Please make your reservation two months prior to your event if at all possible.

Examples of some of your own stretch glass would form the basis of your presentation or show and tell and the following materials could be used to supplement your glass by illustrating the production process and the differences between stretch glass and other iridized glassware. Included in the packet is:

- A videocassette showing the production of SGS stretch glass souvenirs by the Fenton Art Glass Company – all that is required to use this cassette is a VCR machine and a tv which many facilities have available for use by groups
- 35mm color slides for use in making comparisons between stretch glass and carnival glass – you will need a projector with a carousel and light-colored wall to project them on
- A reference book, *American Iridescent Stretch Glass*, by John Madeley and Dave Shetlar that may be used to illustrate examples of stretch glass that you may not have in your personal collection, or to show the drawings which illustrate the minute differences between very similar shapes that are often difficult to tell apart
- The 1996 SGS Club Display Photo Album – The Dolphins. An amazing collection of photographs of the pieces that made up this dramatic display during the convention held in Manassas, VA
- "Stretch, That 'Other' Iridescent Glass," an article written and photographed by Helen and Robert Jones for the *Glass Collector's Digest*
- And, of course "Talk Tips," a brochure that offers suggestions and tips for organizing your presentation

By no means are you required to take ALL of the materials in the packet. You can pick and choose which items you think would best supplement your talk or, if you want to use them just to familiarize yourself with the material, feel free to do that, too! We do suggest that if at all possible, you request the videocassette, even if it is just for your own background information on the process of producing iridescent stretch glass—the process really hasn't changed much from those early years. If you already have a copy of *American Iridescent Stretch Glass*, you would likely not want to request this. You will want to review the introductory section of the book and the text at the beginning of each 'chapter' and perhaps make an outline that you can use during your talk. The one thing that should be stressed to any member who makes a presentation about iridescent stretch glass is to not be embarrassed to say "I don't know!" None of us know all of the answers, so if you run across a question that you don't know the answer to, be frank and tell your audience that you don't know the answer, but will check with others in the Society to find those answers.

If you make a presentation (even if you don't borrow the packet), we would like to report on it in the SGS Quarterly. So, if you can have a friend or spouse take a photo of you and the audience and/or one of you holding a piece of your stretch glass, we will publish those as well. Just send us a note with the group's name, date of your presentation and a short paragraph telling us about the group, your talk and what comments you got about the talk. If you need your photos returned, please let us know.

RESERVE A PACKET NOW!

Fenton Art Glass: The Florentine Ware, cont The Vases

by Dave Shetlar

In this article, I want to cover the stretch glass vases made by Fenton Art Glass Company. Fenton probably made the most different vases, though Imperial would be a close second in their Art Glass Line. By my count, Fenton used about 20 different vase molds, but the subsequent shaping yielded four to five times this number in potential forms - likely more. This number doesn't include the pieces of dolphin candy jars and melon rib bowls that were compressed into fan vases.

The #106 vase (fig 1) has a 2 5/8-inch base and is usually in a square or six-crimped form. This vase is most commonly found in Celeste Blue, Florentine Green and Persian Pearl and the stretch effect can be somewhat shiny to really stretched. Note that this piece is called a bon bon in the Fenton catalogs which would indicate that it is actually a small bowl, but I'm including it here since most call it a vase now. The #400 vase (figs 2-5) has a 2 7/8 to 3-inch base and is also found in the above colors. However, a red one showed up recently at a carnival auction. At the convention, a "normal" one (fig 2) showed up. This is the shape that the vase would have had coming out of the mold. This vase was shaped in many ways. I figure a swung one (fig 3), an oval one (fig 4), and a crimped one (fig 5). Square and flared shapes are also known. John and I incorrectly identified the swung vase as a Diamond production in our book (plate 94).

The little ribbed vase (fig 6) has been seen in Celeste Blue, Topaz and Grecian Gold and Berry Wiggins believed that it was a Fenton piece, but we still don't have firm documentation or a unique color to confirm this. The vase has a 2 1/4-inch base.

The #1700 "Sheffield" vases (fig 7) are always difficult to find and have only been seen in Persian Pearl and Aquamarine, but with several shapes (flared, rolled rim, two sides up). They have ground bases that are about 3 1/4-inch in diameter.

Fenton made numerous fan vases (figs 8-13). The tallest are the #572/573 (ball foot, 3 3/4-inch base, around 8-inch tall) (fig 8) and the #562 (ring foot, 3 5/8-inch base, around 8-inch tall) (fig 9). While these are often found as fan vases, they can be found in numerous other shapes (flared, rolled rim, crimped, octagonal, etc.).

These vases can be found in virtually all the Fenton Florentine colors. The shorter fan vases include the #567 (quilted optic, 3 1/8-inch base, about 5-inch tall) (fig 10) and #736 (rib optic, 3 3/4-inch base, about 6-inch tall)

(fig 13) where are made from candy jar bases. The #250 (ball footed, rib optic) fan vases present a problem - there are two sizes, but only one number! The small one has a 3 1/8-inch base and is about 5-inch tall (fig 11), while the larger one has a 3 1/2-inch base and it about 6-inch tall (fig 12).

The next series of vases include the #611/612 (2 3/4-inch base, 5 1/2-inch tall) (figs 14 & 15), #621 (3 1/2-inch base, 6 1/2-inch tall) (fig 16), and #602 (4-inch base, 8-inch tall) and their diamond optic (#1502) counterparts (figs 20-22). There seems to be some confusion about the 611 and 612 numbers as both were used in catalog pages, but the 611 number appears to be associated with the cupped in vase. If you look at the bases of the #602 (fig 17) and the diamond optic counterpart (fig 20) the basal rims are different. The true #602 has no collar. Upon looking at more Fenton pages, the early advertisements show both the collarless and collared vases at #602, but later advertising pages show the one with a collar as #622! In any case, there are three basic sizes of these vases and two different bases on the larger size. These vases are usually flared or cupped in and they have been found in virtually all the Florentine colors.

The #1668 "flip vase" (3 1/4-inch ground base, a little over 8-inches tall) usually has straight sides (fig 18), but can be given various whimsy shapes (fig 19). I've only seen this vase in aquamarine, ruby and amber. Any other colors out there?

Among the swung bud vases, we have the #99 (3-inch base, about 7-inch tall) (fig 23), #354 (2 1/8-inch base, 8-sided top, about 7 to 8-inch tall) (figure 24) and the #251 (2 3/4-inch base, 11 to 12-inch tall) (fig 25) that is occasionally given the Jack-in-the-pulpit (JIP) treatment (fig 26). The smaller vases are normally found in Celeste Blue, Florentine Green and Topaz, but the #251 has been found in most of the Florentine colors. The #99 and #354 are not common.

Other swung vases include the #574 vase (fig 27) which is made from the 6-sided #835 candy jar base (the same as the #574 bonbon); and the "ringed" vases made from the Fenton flower pots. The #574 is also listed as a #1535 in one catalog page! The ringed vases come in two sizes, the #1530 (3 1/8-inch base, 11 to 13-inch tall) (fig 28) and #1531 (3 3/4-inch base 14 to 17-inch tall) (fig 29). These can be found in most of the Florentine colors, but none are really common.

Some of the most difficult to find vases are the #891 ones (2 7/8-inch ground base, about 12-inch tall) (fig 30). A recent survey by Roy Ash (a glass historian) found that this vase is most commonly found in Fenton's Royal Blue (cobalt stretch), but a few are known in Celeste Blue, Topaz and Grecian Gold.



fig. 1



fig. 2



fig. 3



fig. 4



fig. 5



fig. 6



fig. 7



fig. 8



fig. 9



fig. 10



fig. 11



fig. 12



fig. 13



fig. 14



fig. 15



fig. 16



fig. 17



fig. 18



fig. 19



fig. 20



fig. 21



fig. 22

Fenton Vases



fig. 23




fig. 24



fig. 25



fig. 26




fig. 27



fig. 28



fig. 29



fig. 30




WELCOME New Members



by Stephanie Leonard Bennett

We're very happy to welcome several new members who visited the display room at convention, attended some of the club events, and then became members!

Jim Farr, his wife Marilyn and daughter Mary Lynn Farr-Padovano, were a great surprise! Not only were Jim and Marilyn charter members of The Stretch Glass Society, but Jim was the first president! After some time as leaders and active members, they withdrew to pursue other interests and priorities. It was at Mary Lynn's suggestion that they came to the convention this year, and we're so glad they did! We all enjoyed visiting with them and hearing about their glass. (Oh yes, they still have quite a collection!)



L-R: Mary Lynn Farr-Padovano, Jim and Marilyn Farr



L-R/front: Paul Douglas, Cheryl & Gary Senkar, Sue & Terry Cain, Dave Shetlar and Millie Coty L-R/rear: Walt Spung, Renée Shetlar, Angelique Sidler, Bill Mizell and Judith Sidler

Kathy and Tim Eichholz and their daughter also came to visit, attended Dave's lecture on Fenton rarities, and

decided to join. They are Fenton collectors and dealers and set up a tent at the Fairgrounds where they sold a great selection of Fenton (including some stretch glass, of course), collected and transported all the way from Massachusetts! We're almost neighbors, Kathy and Tim. I'm originally from Cheshire, though am now settled near Boston. Next time I head west I'll be in touch and see if I can relieve you of some inventory so you don't have to take it all the way to West Virginia next year.

Also attending convention for the first time were Sue and Terry Cain who became members just last quarter.

Jim, Marilyn, Mary Lynn, Kathy, Tim, Terry and Sue – Welcome! We hope you enjoyed your time with us as much as we enjoyed having you. Please stay in touch, enjoy the newsletters, and we'll see you next year!

Shetlar's On the Road, Again!

By Renée Shetlar

This was a very busy summer for us. And, nearly everywhere we went, we "just happened" to run into fellow SGS members.

Our first "mini-convention" occurred at the Jim Wroda auction held at the end of May, which featured a great selection of iridescent stretch glass from the collection of Eldon Bicksler, former SGS member. In fact, several of our California members were in attendance and who went home with a lot of really top quality pieces!

We regularly meet up with one, or both, of the Steinbach's since they live so near to us. As I recall, Jim was successful at winning a couple of nice pieces, too.




Jim Steinbach making out his 'wish list' at Wroda auction

In June, we attended the Imperial convention (which we have already reported on in the July SGS Quarterly). Some beautiful stretch glass there!

Early July, we had a Shetlar Family reunion in Branson, Missouri. Yes, we HAD to visit an SGS member living in

nearby Springfield – Tim Cantrell. We were so busy taking pictures of his iridescent stretch glass, though, that we absolutely forgot to snap any pictures of him and his sweet little daughter, Leianne, who was also home at the time. She “introduced” me to many of her toys and books in her new bedroom (having recently moved to their new house). One



This celery has an impressed star on the base and is widely flared. Could it have been a whimsey?

of the spectacular items in Tim’s collection was an Imperial two-handled celery dish with a light blue base glass and Art Glass Line-type “Pearl Ruby” iridescence! We haven’t determined the pattern name yet, so if any Imperial glass aficionados out there know, please contact us!

Straight from the family reunion, we headed north to Chicagoland for a quick visit with Jan Reichling. Jan has an amazing collection of iridescent stretch glass as well as a number of other wonderful collections of other types of glassware. As you can see from the photo below, this room looks like she’s standing in a well-supplied glass museum. In fact, she’s in her main room which is filled—nearly wall-to-wall—with cases full of iridescent stretch glass.



Jan displays her stretch glass by color. Note the large bowls and plates above the cases!

If we hadn’t been in such a hurry to get back home to prepare and pack for the SGS convention, we would have liked to have visited with several other members in the area, but maybe next trip!

It’s a good thing we headed back home because by the time we had all of our glass packed for convention, we had so much that we ended up having to take both of our cars!

To top it all off, we had the pleasure of having Phil and Nancy Waln as over-night guests the night before we headed to Parkersburg! They flew into Columbus from California on Tuesday afternoon and we spent a wonderful evening catching up and having them introduce us to the “Apple-tini.” YUM!


CONVENTION, SHOW & SALE

July 28 – 31, 2004

Holiday Inn

Parkersburg, WV


REPORT



by Joanne Rodgers, Director

Wednesday, July 28

After warm greetings all around, each new arrival began setting up sale and display glass on their assigned tables. Soon, the ordinary hotel meeting room began to sparkle with the many jewel-like colors of iridescent stretch glass. By evening, sale tables were full and ready for the Thursday, 8A.M. Sale Stampede. Many member personal displays were also in place and the Club Display was nearing completion.



L-R: Colorado members, Bill Simpson & Suzanne Jarboe-Simpson with Sharon Mizell (on right) and her favorite iridescent stretch glass—Topaz!


Thursday, July 29

By 7:30 A.M., eager buyers formed a line outside the Marquette Room. Anticipation grew as 8:00 approached, each person wondering if they could get to a special “treasure” waiting on a sale table. By 8:15, there already appeared to be many happy buyers and sellers.

At 11:00 A.M., President Cal Hackeman called the Annual Membership Meeting to order. The Minutes of that meeting are included with this newsletter.


**Thursday, July 29,
continued**

Following the Annual Meeting, members enjoyed the Welcome Wine and Cheese Party. It was time to sit down and catch up on the past year's news, swap tales of stretch glass finds, and the one that got outbid on eBay.



Annual Business Meeting, Cal Hackeman presiding

At 3:00 P.M. News and Technical Director, Dave Shetlar, began his review of displays, choosing special examples of glass, quizzing us, and explaining methods of identifying items which looked similar but were, in fact, made by different manufacturers; describing various manufacturing methods and expanding our iridescent stretch glass knowledge.



Rare, but who cares! asks Dave


A busy evening included Dave Shetlar's seminar, "Vintage Fenton Stretch Glass Rarities." His extensive photo presentation aided us in identifying those items of Fenton stretch glass which were rare, and he defined problems with the term "rare" - 1) "rare but who cares!"; 2) "not uncommon, but really desirable!"; and 3) "rare and desirable!"

At 9:00 P.M., the room was closed to non-members and the Whimsey Auction and Raffle Drawing proceeded, conducted by Ways and Means Director, Jim Steinbach, and assisted by Dave Shetlar. By the end of the auction, the SGS coffers were enriched by \$1,689!

Friday, July 30

Friday morning was open for browsing the local antique shops the various Marietta Flea Markets and the ever-popular Fenton Gift Shop and Tent Sale.

By 1:30 P.M., most of us were back in the Marquette Room to hear Jim Steinbach's discussion on, "The Making of the Stretch Glass Society's Souvenirs and Whimseys: a Fenton Experience," The



discussion was accented with videos of the making of last year's and this year's stretch glass pieces (videotaped and edited by Dave Shetlar). This provided an interesting glimpse into Fenton's production of glass specifically made for the Stretch Glass Society.

After 4:00 P.M., members were free to pack glass, take a nap, or prepare for the evening's banquet and guest speaker.

By 7:30, we entered the brightly decorated dining room,




L-R: Terry Cain, guests with Betty Staton (center), Gordon & Sue Phifer and Sue Cain

Friday, July 30, continued

adorned with colorful streamers, and bunches of helium-filled balloons tied to emerald green candleholders (2002 souvenirs) as center pieces for each table. At the end of the evening, the candleholders on each table were awarded to one person at each table who was seated on the chair specially marked with a "smiley-face" sticker on the bottom!



L-R: Angelique Sidler, Sharon & Bill Mizell, Judy & Paul Douglas, Robert Stock and Judith Sidler



L-R: Marilyn & Jim Farr, Dave & Ada Kay Fetty, Gary & Cheryl Senkar and David Rodgers



Our banquet speaker was Dave Fetty, Fenton's Artist-in-Residence. Dave began his glass-making experience more than 40 years ago at Blenko, but spent most of his years at Fenton Art Glass Company. Although officially retired from Fenton, he continues working for them in the craft he loves - designing and creating freehand art glass.

Dave showed videos and brought examples of the glass to illustrate the processes and tools he



uses and has devised for producing his various styles of offhand or freehand glass. We all came away with an enhanced knowledge and appreciation of the creation of such art glass.

Saturday, July 31

Saturday morning was devoted to packing, last minute shopping and good-byes. Some were staying on for a day or two to participate in the National Fenton Glass Society's events, which had begun on Friday evening, or the Fenton Art Glass Collectors of America convention which was to begin the following Monday.

Several Stretch Glass Society members lauded our change from the early May schedule to July, which offered the opportunity to participate in SGS and NFGS and/or FAGCA events while traveling a long distance only once. It is hoped more of our members will take advantage of this opportunity next year - we'll be looking for you, and for everyone who attended this year.

2005 CONVENTION, JULY 27-30

It is not too early to make your 2005 convention reservations and plans! Fenton Art Glass Company will be celebrating its 100th Anniversary with special events planned during July 29 through August 2, so hotel/motel rooms will be at a premium. It is imperative that you reserve a room NOW. We know that the SGS host hotel, the Holiday Inn, Parkersburg, is holding only a minimum number of rooms for us as well as for the other two Fenton clubs. This is likely true of most of the motels in the area, too.

A direct, on-line reservation link is available to all of the hotels/motels, for 2005. Type into your browser - http://fentonartglass.com/fenton_100thcelebration.htm and scroll to the bottom to choose the city you wish to stay in then go directly to reservations.

To reserve a room in the block held by the SGS, members should call the hotel directly: Shanon Watson, Sales Department, Holiday Inn, at - 1-877-985-6200 (a toll-free call). Identify yourself as a Stretch Glass Society member. If you hesitate too long in making your reservations, your glass may be on display in Parkersburg while you sleep in Wheeling! As a final FYI, the 2006 SGS Convention is also scheduled for July at the Parkersburg Holiday Inn.

Seekers and Sellers

Sellers

Ken Pakula, (815) 398-8933

1879 Wichita Drive
Rockford, IL 61108

1. Dia., plates (2) like "A.I.S.G." pl-49, green \$20ea
2. Dia., console set, blue with white enamel trim—
candleholders (2) like pl-62, bowl: 10 1/4"w, 1 7/8"h,
4 3/8"b, black base/stand like pl-18 \$125
3. Dia., candleholders (2) like pl-64, green \$87.50
4. Fen., candleholder (1) like pl-232, C. Blue \$15
5. Fen., candleholder (1) like pl-236, V. Rose \$20
6. Fen., candleholder (1) like pl-242, C. Blue \$32.50
7. Fen., candleholders (3) like pl-243, C. Blue \$42.50ea
8. Fen., ashtray 5-piece set like pl-285, C. Blue, with metal
band around exterior and 'Art Craft Products' label on
bottom \$190
9. Fen., fan vase, 2-dolphin, like pl-351, F. Green \$80
10. Nor., candleholders (2) like pl-598, blue \$60
11. Nor., console set, Jade Blue— candleholders (2) like pl-
599, bowl like pl-529 (10 1/4"w, 2 3/4"h, 3 7/8"b), black
base/stand like pl-109 \$220
12. Nor., candleholders (2) like pl-600, blue \$60
13. USG, candleholders (2) like pl-714, blue \$80

Shipping and insurance is extra. Please contact Ken for additional information.

Tom & Joanne Vickroy, (603) 896-5778

1520 W. Downer Place
Aurora, IL 60506-4606

- Northwood lamp shades (4) like pl-620, marigold-on-milk
set of four \$250
individually \$75

Shipping and insurance is extra. Please contact Tom and

Joanne for further information.

Conventions, Shows, Sales & Events

20-30-40 Society

Depression-Era Glass Collectors' Market

November 7, 2004

American Legion Hall
900 S. La Grange Road
La Grange, IL 60525

9am to 3pm, admission: \$2.00

For additional information call: 708-354-5966 or email:
glassclub@aol.com, website: www.20-30-40society.org

South Florida Depression Glass Club

31st Annual Show & Sale

February 5 & 6, 2005

War Memorial Auditorium
800 NE 8th Street
Ft. Lauderdale, FL
Admission: \$5.00


For additional information call: 305-884-0335 or email:
fboches@cheshirecatantiques.com

Hurricane Havoc for SGS Members!

SGS residents of Florida came out, on the whole, fairly unscathed. Nancy Lou Costello, in West Melbourne, says for

Frances she went to her son's place in southern Florida—mistake—that's right where it went through, but they were all fine. She didn't have any major damage at home; lost power and just got it back again following Jean. She says her windows will stay boarded up until November 30 though! Bill Cottrill (Daytona Beach) and his wife decided to stay up in New York state until mid-October so they are fine; Bill says they are letting their kids clean things up back in Florida! The Geisler's, in St. Augustine, had very little damage and didn't lose power through any of the storms (to date). The Randolph's of Miami Springs report that Dade County was damage-free! The Ziegler's hadn't made their move back to Florida from Ohio for the season yet, but Joan says their home in St. Pete Beach avoided any damage. As of the writing of this report, we hadn't heard from the Phifer's (Ormond Beach), Stickrod's (Orange Park), or Elliott Treby who lives in Royal Palm Beach, so if anyone has heard from any of them, please let us know!

Ohio was also "hit" by the hurricanes—mudslides onto roadways up near the Imperial Glass Museum in Bellaire, OH, but no flooding. Marietta, OH, on the other hand, didn't fare so well. Millie Coty, SGS Historical Director reported that the National Fenton Glass Society's office on Front Street sustained extensive flood damage with the water level reaching nearly 4'. This was Marietta's worst in 40 years!



Walt Spung shoving muck from NFGS office. Photo by Millie Coty




The Lafayette Hotel in Marietta, OH. Photo by Mark Abbott



Far left: One of Bill Crowl's Sales Tables
Near left: Sharon Mizell's Topaz Display

Far right: Joanne Rodgers' Florentine Green Display
Near right: Tim Cantrell's Display



Far left: Jim & Pam Steinbach's Display
Near left: Dave & Renée Shetlar's Display



Far left: Millie Coty & Joanne Rodgers
Center: Wine & Cheese Line
Far right: Catching-up at the Wine & Cheese



Renée & Dave Shetlar



Cal Hackeman, President, presenting a gift to Arna Simpson in honor of her 8 yrs serving on the SGS Executive Board. Many thanks to Arna!



1974-2004
30th ANNIVERSARY
Holiday Inn, Parkersburg, WV

L-R: Pam & Jim Steinbach, Phil & Nancy Waln, Arna Simpson, Cheryl Senkar (standing) and Stephanie Leonard Bennett

The Convention Club Display -

The Club Display of Fenton Royal Blue, Ruby, Tangerine and Wisteria stretch glass was absolutely breath taking! Thanks to all who brought their treasured rarities to share with us. I'm sure everyone saw dozens of items that they hadn't seen before, not even in books. Dave's fine pictures speak for themselves.

