

# THE STRETCH GLASS SOCIETY

# QUARTERLY

## AUGUST 2006

### INSIDE


32 <sup>nd</sup> Annual Convention Review . . . . .	4
Fenton "Melon-Rib" Pieces . . . . .	6
"Melon-Rib" in Color . . . . .	7
2006 SGS Club Display Review . . . . .	8
Club display in Color . . . . .	9
Honorary Life Memberships . . . . .	10
Whimsey Auction/Raffle Results . . . . .	11



## The Best Ever!

by Renée Shetlar, Editor

"This may have been the best Stretch Convention we've ever been to," said Sharon Mizell when asked what she thought about this year's gathering. When queried further about what she thought was the reason it was the "best," she said that there seemed to actually be less "free time." This free time is when most of the members are off to places unknown searching for those elusive pieces of stretch glass to add to their collections. Normally, when we have built this "free time" into the schedule, the show/sales room gets pretty quiet with only a few members volunteering to stay behind to greet guests. Sharon was quick to add that during this year's "free time" there seemed to be a lot more "foot traffic" with nearly a constant stream of visitors to the room.



Bill & Sharon Mizell visiting with first-time attendee, Reg Arrington. Dawn Zamora, another new member from Columbus Ohio, joins long-time members and other visitors soaking-in all of that STRETCH GLASS!

Now, what was different about this year? What happened to bring more people to our doors? Well, I think that in addition to all of the planets being in just the right spot in the universe, we did the following:

- ★ moved our convention to the Comfort Inn in Marietta, Ohio
- ★ had two well-placed, well-designed ads (twice in Antique Week, once in American Antiquity Magazine)
- ★ had a large supply of convention flyers provided free to the Society by Cal Hackeman and distributed by dedicated members such as Millie Coty, Bill Crowl and Tom Smith to name just a few


(continued on page two)

- ★ developed a number of press releases with color photos that were distributed to antiques publications throughout the U.S. but concentrating in the northeast
- ★ had the cooperation of the National Fenton Glass Society and it's members in developing seminars that would be of interest to both groups and promoting those activities
- ★ had a tremendous "word-of-mouth" effort made by SGS member/ Board Member, Millie Coty, who encouraged her friends in the NFGS to stop by our show/sales room to learn more about iridescent stretch glass and to see the fantastic Club Display of Boudoir, Night Table and Smoking Items


Of course, we also had a committee, headed up by Pam Steinbach, that worked nearly around the clock for months leading up to the event. Pam had her challenges, considering that this was her first convention for the Society. One of her major accomplishments was working with the management of the Comfort Inn. Both the Sales Manager and the Banquet Caterer changed mid-year, putting a bit of a strain on the nerves of us all. But Pam remained flexible, calm and collected and all was well that ended well. The hotel staff couldn't have been more agreeable and accommodating.

Our first task on set-up day (before any members arrived) was to make sure the room had all the tables and coverings that were requested—we did. Second task was to get started on the Club Display. Pam and I decided early on that it should—by the nature of the subject—be approached a bit differently than past exhibits. Boudoir, Night Table and Smoking Items just lend themselves more easily to the vignette-style of exhibit. Not that I'm saying there is anything wrong with an "educational display" which concentrates on shapes, colors, manufacturers and production line numbers—this type of display is very valuable in presenting information. However, I can't over-state how much FUN we had in putting this display together!


It was pretty obvious that this display had a feminine touch to it. We both had brought lots of "props" to use in setting up the various vignettes. It became clear, though, that Pam and I have fairly different "decorating" styles. Pam is a fan of single color



Me (Renée Shetlar) trying to work on the Club Display with distractions from Millie Coty and friends Audrey Humphrey and John Walk.



Center of the Club Display featuring Boudoir, Night Table & Smoking Items



Display vignette: dresser table lamp, tumble-up, vase, puff box and two flower-top colognes.

arrangements and I like to mix and match colors of stretch. Neither is right or wrong, just a personal preference. You decide which you like best and let us know. You'll find photos of these vignettes and the Club Display elsewhere in this issue.

And, if you ever have occasion to create your own stretch glass vignette or exhibit, how would you do it, or better yet, send us photos of what you have put together!

If you have any questions about your stretch glass, about the convention, or any topic you would like for us to address in the **SGS Quarterly**, please write or email us! Dave and I are always open to comments and suggestions. If you'd like to submit an article for the **Quarterly**, please send it to us.....remember, this newsletter is for your benefit—to help in furthering the knowledge base and enjoyment of this glass we call Iridescent Stretch Glass.

## ***PRESIDENT'S MESSAGE***

Dear Stretch Glass Enthusiasts -

Our 2006 Convention, Show and Sale is just a memory now for those of us fortunate enough to have experienced it "live" at the end of July. For many of you, the pages of this newsletter will bring this exciting event right into your living room, so sit back, relax and enjoy the stories and pictures from our annual festivities. Our Convention Director, Pam Steinbach and her whole team - which really included the entire Executive Board - did a spectacular job with this year's convention. Following in the footsteps of our past Convention director, Joanne Rodgers, was no easy feat, but Pam and her team did a great job and we all owe them a big thank you. I know there will be lots of other news about our convention in this Quarterly, so I will leave most of the reporting to others, but I would like to share a few of the comments I made at the Banquet with all of you.

Three years ago when I was elected President, we set out on an ambitious program to spread the word about iridescent stretch glass, stretch glass collecting and the SGS. Stephanie Leonard Bennett, our VP, and others have over the past three years mailed hundreds, if not thousands of pages of information to antique malls, dealers, auctioneers, and the press. We thought this campaign would awaken all the collectors of iridescent stretch glass and they would come running to the SGS to become members. We succeeded in educating the world about iridescent stretch glass, including getting some very impressive press coverage - sometimes on the front page of collector publications! We also attracted a few new members, but not the dozens that we had hoped for.

In addition, we made a decision to change the timing of our annual convention, show and sale and hold it in close proximity to the conventions of the Fenton glass collectors, hoping to interest some of them in visiting our displays and possibly enticing some of them to become more interested in Fenton *stretch* glass. This year we made a bold move and held our convention in Marietta,

(continued on page three)

Ohio, right down the street from where one of the Fenton clubs was meeting. We even attended one of their seminars - given by our own Dave Shetlar - and invited them to join us to hear Scott Fenton talk about the future of stretch glass. Both of these programs were great successes, with lots of interest being shown in stretch glass. And, as a result, we gained several new members.

So, things seem to be working; the momentum is building, and we have hopes for bigger and better results in the future. Speaking of the future, I want to thank everyone for giving me the privilege of continuing to serve as your President for another two years and for electing a team of outstanding leaders to serve as your officers and directors.

During the next two years, we will be looking at taking the SGS even more into the "virtual world" by looking at additional Internet access points to encourage those interested in our glass to communicate via the Internet, to learn about our glass from websites, to be a part of our Society, without even leaving their homes. For some of us this may seem a little impersonal, but studies show that the younger generations are not as inclined to be "joiners" although many of them are "collectors." Hopefully, some of them will be (or become) collectors of iridescent stretch glass. We will also be working to be more visible to "crossover" collectors - those who collect carnival--and stretch--glass, those who collect Fenton--and stretch--glass, those who collect Imperial--and stretch-- glass. Even with these changes, you can rest assured that we will continue to publish the **SGS Quarterly**, we will continue to bring you exciting, fun filled conventions and experts to answer your questions, identify your glass and opportunities to add to or sell your collection.

Thank you for being a member of the Stretch Glass Society and sharing the enthusiasm for iridescent stretch glass. Please let us know what we can do to continue to make your membership valuable to you.

Best regards and happy collecting,  
*Cal Hackeman*

Cal Hackeman, President 2006-2008

**STRETCH GLASS SOCIETY EXECUTIVE BOARD**

**OFFICERS – Expiring 2008**

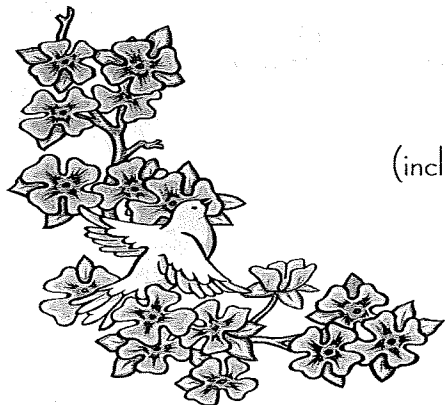
**PRESIDENT:** Cal Hackeman, 8865 Olde Mill Run, Manassas, VA 20110-6132  
**VICE-PRESIDENT:** Stephanie Leonard Bennett, P.O. Box 947, Medford, MA 02155  
**SECY/NEWSLETTER EDITOR:** Renée Shetlar, 35 Vandeman Ave., Delaware, OH 43015-1723  
**TREASURER:** Nancy Waln, P.O. Box 3305, Quartz Hill, CA 93586

**DIRECTORS**

**CONVENTIONS/SHOWS:** Pam Steinbach, OH – 2007  
**TECHNICAL INFORMATION:** Dave Shetlar, OH – 2008  
**WAYS AND MEANS:** Jim Steinbach, OH – 2008

**WELCOME NEW (& RETURNING) MEMBERS!**

- Roy Ash**, 219 A Ingleside Avenue, Marietta, OH 45750 ..... **740-350-6050, [veteran@ee.net](mailto:veteran@ee.net)**  
**Thomas Burns**, C/O Webb's Antique Mall, 13373 W. Colonial Dr., Winter Garden, FL 34787 ..... **407-592-6552**  
**Ckris & Judy Cord**, 718 Hwy 82 E, #214, Sherman, TX 75090 **903-818-1274/1275, [collectors\\_items\\_unlimited@yahoo.com](mailto:collectors_items_unlimited@yahoo.com)**  
**John & Ann Fenton**, 717 N. Hillside Ave., Republic, MO 65738 ..... **417-732-8483/6861, [afenton460@aol.com](mailto:afenton460@aol.com)**  
**Elaine M. Horan**, 1100 S.W. 20<sup>th</sup> Street, Fort Lauderdale, FL 33315  
**L. David Matheny**, P.O. Box 6, Belpre, OH 45714 ..... **740-423-8342, [dmatheny@netassoc.net](mailto:dmatheny@netassoc.net)**  
**Mary Lynn Padovano**, 6594 Strathcona Ave., Dublin, OH 43017 ..... **614-789-0449**  
**William & Lynda Randolph**, 26 Hunting Lodge Dr., Miami Springs, FL 33166 ... **305-885-4459, [lyndarandolph44@aol.com](mailto:lyndarandolph44@aol.com)**  
**Paul & Nancy Steiner**, 409 E. Franklin St., Kenton, OH 43326 ..... **419-675-7200**  
**John Vanderlind**, 525 Union St., Traverse City, MI 49684 ..... **231-946-9575, [john@mapleclinic.com](mailto:john@mapleclinic.com)**  
**Dawn Zamora**, 2643 Summit St., Columbus, OH 43202 ..... **614-267-0629, [dawn.zamora@liebert.com](mailto:dawn.zamora@liebert.com)**



*SGS Loses A Member*

Our sympathies to the family of Joyce Middleton (including husband, David, and Nancy and Phil Waln—Joyce was Nancy's cousin). Joyce had been ill for a very long time.

A memorial service was held on June 6, 2006. David and Joyce have been enthusiastic collectors of Carnival and Stretch Glass for many years.

**32<sup>nd</sup> Annual Convention, Show & Sale Review**  
**by Pam Steinbach, Director**

From the moment you walked into the room, you could feel the excitement. Picture a large room with six big windows filled with 60 tables of iridescent stretch glass and the natural light dancing off every piece. The club display of over 200 Boudoir, Night Table, and Smoking Items featured pieces by nearly every stretch glass manufacturer and in a multitude of shades. We had cologne bottles, puff boxes, bath salts of every size and shape displayed on vanity trays accented with period powder puffs, crocheted gloves and silk flowers. We had cigarette holders and boxes complete with cigarettes. We had shaving mugs with authentic soap cakes and Bakelite shaving brushes. We had guest sets and tumble-ups and vases too numerous to count, many filled with flowers. Yes, it was magical.

Those of you who did not attend missed seeing FOUR Fenton flower-finial colognes—two in Topaz with painted flowers, one in Celeste Blue and the only example known of a Tangerine flower-finial cologne. We also had a Celeste Blue diamond-optic cologne with the original Fenton paper sticker. For more information about the club display, see Dave Shetlar's technical review.

As always, our members brought lots of other stretch glass for both sale and display. Some of the individual displays included melon-rib items in all known shapes, sizes and colors, draped and rib-optic pieces and even a table setting display of stretch plates and crystal wine glasses.

We had a great turn out from both the general public and members of the two Fenton collectors' clubs in town for their conventions with a steady stream of people "ooh-ing and ah-ing." We even signed up seven new members!

For the first time this year, we tried a new procedure of selling Sales Stampede lottery tickets for line positions #1-5 (limiting members to just 3 tickets at \$5 each) and it proved to be a great idea raising an additional \$95 for the Society—and some very appreciative member participants. All members drew numbers for line positions #6-40 when they checked in at our Registration table. While there are obvious advantages of being one of the first five buyers in line, no matter what position they were in line, everyone came away from the Stampede with a nice piece of stretch glass.

Jim Steinbach again presided over the annual Whimsey Auction. This year was especially fun because two of the

pieces were hand-painted by Dianna Barbour, one of our banquet speakers. One went to Joanne Rodgers and the other to new member, Mary Elda Arrington. Again this year, absentee bidders were successful in four of the auctions! More details about the auction can be found in Jim's auction report. In the Raffle drawing, the first



Dianna Barbour with one of her hand-painted SGS Whimseys

piece was won by Renée Shetlar and the second one went to Mary Elda. This appeared to be the Arrington's lucky day!

At the banquet, Barbour demonstrated her considerable talents by decorating two pieces of new stretch glass right before our eyes, all the while telling about her 30+ years experience working at the Fenton Art Glass Company.



Our second speaker, Howard Seufer, was as always, very entertaining and informative. For his presentation this year, Howard energetically discussed the process of producing hand-made glass—from mixing the glass ingredients in the "pot" to pressing, iridizing,



Bill Mizell and Angelique Sidler helping to demonstrate the blown-molded process

shaping and cooling. Typical of Seufer, he gets his audience members to help in demonstrating the steps. He brought along a number of styles of molds often used by the company and concluded with a few brief video clips of production from the Fenton factory floor.

Dave Shetlar gave an excellent speech about stretch glass to the National



Fenton Glass Society on Saturday and invited all in attendance to our hotel to



see more examples of stretch and listen to Scott Fenton's talk. Well, Dave was so convincing, that we had to get more chairs to accommodate all the Fenton collectors who showed up to look at our displays, talk to SGS members and attend Fenton's talk. According to this fourth-generation Fenton family member and company National Sales Director, Scott reported that the collecting



Scott Fenton (standing) with wife, Grace, and son, Jackson in foreground (seated)

clubs are very important to the company, so the continued production of Iridescent Stretch Glass AND the future of the Fenton company remains very bright. After the talk, Cal approached Scott regarding exploring ways to work together to promote iridescent stretch glass to consumers and collectors. Luckily, Scott was very receptive to this idea. So, stay tuned for new and exciting promotional ideas between the Fenton Art Glass Company and the Stretch Glass Society.



At the head of the line (L-R): Marilyn Farr, daughter Mary Lynn Padovano, Jim Farr, Stephanie Leonard Bennett, Bill Mizell (not visible are Sharon Mizell, Mary Elda Arrington) at the end of the line is Reg Arrington



The Eichholz's (L-R) Kathy, daughter Kirsten and Tim



"Speaker's Table" (L-R) Dianna & Walter Barbour, Howard & Mary Seuffer and SGS members Mike & Cyndi Getchius

I must say something about Friday night's banquet. During the planning stages of this year's convention, we were a little apprehensive about using caterers with whom we were not familiar. Our apprehension was unfounded. For any group contemplating using a caterer from the Marietta Ohio area, we can totally recommend Peppercorn's Catering and her crew. The dishes were prepared from scratch, were ample and quite delicious. The dessert selection – Cherry Cobbler and a Pound Cake with Cherry Sauce were wonderful and obviously home baked. In addition to the tasty meal, Cal honored a few long-time SGS members. A report on this presentation is elsewhere in this issue.



(L-R) Renée Shetlar with Paul (Jim) Midlam and Ann McCormic



(L-R) Kirk Glauser, Jim & Pam Steinbach and David & Joanne Rodgers

The Comfort Inn Conference Room provided a beautiful backdrop to display our iridescent glass, the Club Display was nothing short of spectacular, we had lots of new interest and lively conversations about Stretch Glass by both Fenton glass collectors and the public in general, our speakers could not have been more stimulating and entertaining and from feedback that I've been getting, a great time was had by all. YES, in my opinion, it was magical!

## 2007

Though we have not nailed down the exact dates of next year's convention, it will be at the Comfort Inn again. Start planning now on attending. Please don't miss out on another fantastic convention! See you next year!!

## Fenton "Melon-Rib" Pieces

By David Shetlar, Technical Director

I have covered most of the Fenton bowls in previous articles, but Cal Hackeman brought an impressive collection of the Fenton #847 and #857 pieces which most of us have learned to call "melon-rib." Bill Crowl has often stated that one could spend a long time collecting all the pieces made by Fenton from these two molds, but I've never really taken the time to consider how extensive this would be. When Cal set up his display, I realized that compiling a complete collection of these items would be a Herculean feat indeed!



One of his #844 covered bonbons (made using the #847 as a base and a matching ribbed lid) answered another question about the tops of these jars! John Madeley had a jar with a pagoda-shaped knob top and he has often relayed a talk that he had with Berry Wiggins about this top. He says that Berry felt that the pagoda knob was made by grinding away the flower petals of the flower-topped covers, most likely in an effort to recover pieces that didn't come out of the molds well. Indeed, when I inspected the pagoda knob of John's jar, it did appear to have buff marks. At this year's show, Cal shows up with an identical bonbon with the same pagoda knob top (Fig. 18 & 19)! I thought that this simply confirmed Berry's contention that this was done at the factory, UNTIL I inspected the knob very closely. If you look at the close-up carefully, you will see a mold seam that runs completely to the top of the knob! This indicates that the knob was molded, **not** ground to this shape. Therefore, there are TWO factory knobs for these covered bonbons. What I find interesting is that I have seen more of these bonbons with the flower knob (Fig. 16 & 17) than with the pagoda knob. In any case, don't reject a bonbon with the pagoda knob as it is good and true!

I've tried to include in the accompanying color page, the common shapes of the #847 (Figs 1-15) & 857 (Figs 20-29) pieces, but there is always a bit of variation due to these pieces being hand finished.

Fig. 1 & 20 are commonly called "normal" in glass making jargon. It's the shape that the piece has when it comes out of the mold. Since these pieces are not shaped further after being iridized, they usually have shiny or satiny surfaces. Figs. 2 & 3 are "flared" though the Persian Pearl one is more widely flared. Fig. 4 is flared and crimped which gives the piece a graceful ruffled edge. The wide flared piece with a turned up edge (Fig. 5) is often called a low bowl in Fenton catalog pages, but this form usually has the edge cupped in a bit more (as in Fig. 6). Fig. 7 is of a bowl that has been cupped in (from the normal shape). A tough shape to find is Fig. 8 which is commonly called a "salver" in Fenton catalogs. This differs

from the card tray shape (Fig. 9), a flattened down plate shape, by having only the rim edge turned up slightly. Occasionally you'll find a melon rib piece in the "banana boat" or "bread tray" shape (Fig. 10) though Fenton catalog pages usually call this shape "oval" or "two sides up." Fig. 11 is the "rose bowl" shape which is a difficult piece to find as it is desired by several specialty collectors (e.g., general rose bowl and carnival rose bowl collectors). Finally, the vases include ones that are round (Figs. 12 & 13) or fan shaped (Figs. 14 & 15). The round ones can be simply pushed in (Fig. 12) or what appears to have been swung slightly before being pushed in (Fig. 13). The fan vases are also in two distinctive forms, ones that are simply pushed together (Fig. 12) which end up short and wide and ones that are obviously swung (Fig. 13) which end up taller than wide.

So far, there seem to be fewer shapes in the #857 pieces, but some others may eventually show up. The normal shape can be cupped in (Fig. 21) into an "aquarium," and the bowl is large enough for the finishers to flare and cup the pieces (Fig. 22). This flared-cupped shape is commonly seen in the #647 bowls and other larger Fenton bowls. Fig. 23 is a flared and crimped form which can be fairly widely flared (as in this piece) or more upright (not illustrated). Another common form is the wide-flared flat-topped bowl (Fig. 24) which usually has outstanding stretch effects. There are actually three rolled-rim bowl forms! Fig. 25 is raised, rolled-rim, while Fig. 26 is simply a rolled-rim piece and Fig. 27 is called special rolled-rim in Fenton catalogs. The fan vases are treated like the smaller versions, that is, a simple folded-in shape (Fig. 28) and the swung, folded-in version (Fig. 29).

I've selected examples of all the colors that are known for these melon rib pieces. Topaz, Florentine Green, Velva Rose and Tangerine appear to be the most obtainable colors, but Celeste Blue, Aquamarine and Wisteria are also fairly easy to obtain. Persian Pearl pieces are quite difficult to obtain and most are from the #847 molds. I've not seen the #857 pieces, but Fenton collectors claim that they are out there! There are also two Grecian Gold pieces in the figures (#5 & 22), and these are also not common, but they also rarely have decent stretch effects. The bowl in Fig. 22 is quite unusual in that it has swirls of purple in the base glass (look closely, you can see this in the foot)! Probably the most unusual color seen in the melon-rib pieces are the "lilac" pieces (Fig. 28). This is a true light blue-purple, distinctly different from the Fenton Wisteria pieces. This color is only known in both sizes of fan vases. The Celeste Blue is also found in the normal color (Figs. 24 & 25), but some fan vases were made from a lighter version (Fig. 29). This lighter version may look like Aquamarine until you compare it with a true Aquamarine piece! Remember, Aquamarine is a very light blue-green color—I think Carnival collectors call it "ice blue."

So, Bill Crowl is quite correct—that it would be quite a collection that had all the melon-rib pieces. By my count, you could easily have over 200 pieces (26 main forms in 10 colors, but assuming that some colors were not made in all the shapes). Of course, the "Holy Grail" of melon-rib stretch pieces would be to find one in Ruby or Royal Blue (cobalt)! Plain ruby pieces are fairly common, but none have been found to be iridized (except in Fenton's more recent production).



Figure 1



Figure 2



Figure 3



Figure 4



Figure 5



Figure 6



Figure 7



Figure 8



Figure 9



Figure 10



Figure 11



Figure 12



Figure 13



Figure 14



Figure 15



Figure 16



Figure 17



Figure 18



Figure 19



Figure 20



Figure 21



Figure 22



Figure 23



Figure 24



Figure 25



Figure 28



Figure 29



Figure 26




Figure 27

## The 2006 SGS Club Display – A Technical Review

By David Shetlar, Technical Director

Everyone who saw our Club Display of Boudoir and Associated Items--both members and non-members-- were in awe of the accumulation of these small and difficult-to-find items. The pieces that elicited the most excitement were the flower-topped colognes (the sole Tangerine one known showed up courtesy of Dave & Linda Rash, members of NFGS) (Figs. 11 & 12), the Fenton #655 cigarette boxes with etched design and cut floral motif (Figs. 6 to 9),



(L-R) Marilyn Farr, Linda Rash and Sue Phifer picking up hand-outs at Shetlar's seminar at the NFGS convention on Saturday

a very rare Diamond match box holder (Fig. 5) and the tiny #1502 diamond-optic cologne with a complete original Fenton paper label!

While impressed with these rare and unusual pieces, I'm often drawn to some of the other items. Cal Hackeman brought a Grecian Gold #202 ashtray (Fig. 10), the first one I've seen in anything other than Topaz or Celeste Blue. This increased my wonder as to where the ashtray that would match our Persian Pearl individual insert got off to! In fact, I was beginning to think that this little dish might be something else until the Grecian Gold ashtray showed up. Now I wonder where the inserts for the Grecian Gold one are!

While photographing some of the pieces and preparing for my talk on the club display, I soon discovered that the little #53 (Figs. 1 & 2) and #54 (Figs. 3 & 4) puff boxes each had TWO different lid knobs. I had assumed that they all had the little mushroom-shaped knobs, but in front of me were boxes with ball-shaped knobs! This also illustrates that you have to be really careful in observing pieces, illustrations and pictures. Armed with this new revelation, I see that there is a ball-knobbed jar in my book (Plate 297), but I had been distracted by the decorations. When Renée and I took a quick tour of the Fenton Museum on Saturday, I carefully inspected an original Fenton catalog page that had colognes and puff boxes illustrated. This illustration showed the ball knob on the puff boxes, not the mushroom top. So, not sure when the mushroom top was developed, but I suspect that it was made for the taller colognes that sport similar tops. In any case, for those of you trying to accumulate sets of these boudoir items, you now have more things to consider.

I've included a #55 cologne with the "pagoda" top (Fig. 13) in

Grecian Gold as this piece can look just like a Tangerine piece from a distance. The other ones I've seen in Grecian Gold are much less heavily iridized than this one but when you pick this one up, it's easy to see that the base glass is crystal (especially on the foot) not a Topaz color, as a true Tangerine piece has.

Fig. 14 is a grouping of tumble-ups and guest sets as well as some other items. In a discussion of the #200 guest sets, someone asked about the handle colors. I stated that I suspected that you might be able to find almost any of the jugs with either matching handle colors, handles in cobalt blue, or even in crystal. However, Cal Hackeman quickly pointed out that he had never seen a cobalt handle on the Velva Rose or Tangerine jugs, and I had to agree that I hadn't seen any either. And, while crystal handles had been seen on the larger #222 pitchers and mugs, these would be very rare on #200 jugs. So, if any of you have jug handles in matching base colors (other than Velva Rose and Tangerine) or in crystal, I'd love to hear about them! Also in Fig. 14, you'll see a little blue cigarette holder sitting on top of the Northwood #707 3-footed bowl. The cigarette holder is also iridized, but it only sits in the bowls that have been cupped in to a precise diameter. A fair number of folks also noticed the three little toothpicks (just right of the Northwood cigarette holder set) in blue, topaz and crystal. These have a little serrated top edge and a matching margin near the base. For quite a while these were a mystery to me until a WWW-Carnival Glass club member pointed out that the same toothpick was in one of the major toothpick books, but in ruby-flashed decoration. They were attributed to one of the U.S. Glass companies, which makes a lot of sense. These three colors are commonly found in U.S. Glass stretch pieces.

Fig. 15 shows the individual groupings that Renée and Pam Steinbach arranged using pieces submitted by various Society members. (From left to right) the first setting was of a shaving set (see close-up in Fig. 16), followed by a grouping of Wisteria, including a set of Wisteria crimped lamp shades. The next grouping consists of Celeste Blue and Florentine colognes, puff boxes, tray, cigarette holder, guest set, tumble-up and Jack-in-the-pulpit bud vase. A setting of Persian Pearl and Wisteria pieces included an Imperial handled mug, two colognes and puff jar on matching glass tray, a fan vase, an Imperial Pearl Silver hair receiver, a Vineland crimped bud vase and two short candleholders. The next set was mainly Topaz featuring TWO flower-topped #55 ½ colognes. Both flowers were painted with green and pink enamel. Finally, the blue setting contained a Diamond, "Adam's Rib" handled mug, a couple of puff boxes, a tray, two #59 squatty colognes, a small Diamond trumpet-shaped vase and two U.S. Glass hairpin trays. All in all, it was really interesting seeing the groupings that could be developed with these "boudoir" items.

Fig. 17 shows some more groupings and many of the bud vases, fan vases and cigarette holders. The grouping of pink items (center), included an unusual puff box with a ball-knobbed lid, a couple of #16 bath jars (narrow mouth), a contemporary, carnival-patterned fairy light base, a tea cup and saucer, guest set, two #53 puff boxes (diamond quilted) with a #53 cologne and a U.S. hairpin tray on a tray. On the background shelves, you'll see the round (#554) and rectangular (#556) cigarette holders (on the left), Topaz items and cobalt blue bud vases (in the center) and blue bud vases (on the right).

I want to say a special thanks to Cal Hackeman, Pam & Jim Steinbach, Joanne & David Rodgers, Gordon & Sue Phifer, and Sharon & Bill Mizell for bringing most of the items used in our special display this year. Without their efforts (of course Renée and I brought our pieces!), our members and visitors would not have been treated to such a vast array of nifty items!





Figure 1



Figure 2



Figure 3



Figure 4



Figure 5



Figure 6




Figure 7



Figure 8



Figure 9



Figure 10



Figure 11



Figure 12



Figure 13



Figure 14



Figure 15



Figure 16



Figure 17

## Honorary Life Memberships Presented

By Stephanie Leonard Bennett, V-P, Membership

**A**t our July meeting, the Executive Board voted to grant honorary life memberships in our Society to several long-time and key contributing members. The honors were bestowed by President Cal Hackeman at the banquet. He prefaced each presentation with a history of the honoree's contributions to the club, so that the audience, including the surprised recipient, had a few minutes to wonder about and then guess their identity. It was fun to watch the honorees' faces as they recognized that Cal was talking about them. For those of you who weren't at the banquet, see if you, too, can guess who each new life member is without glancing ahead. (It would be too much of a formatting pain to put their names upside down at the bottom of the page, so you're on your honor to read with restraint.)

Our first honoree couple were among the founders and first officers of the Stretch Glass Society. They were also antique dealers at the time and have continued to have an interest in antiques, including furniture and carnival glass. Their particular interest in iridescent stretch glass is quite varied, but they are best known for collecting large items, such as punch bowl sets (including cups). After being involved in dealing and collecting for a number of years, they 'retired' from both collecting and being dealers. However, when their daughter showed an interest in collecting, especially iridescent stretch glass, they once again became active SGS members and began attending conventions again some years ago. They currently reside in Kentucky where they continue to collect, buy and sell stretch glass. And they are: Jim and Marilyn Farr! (Thanks, Mary Lynn, for bringing them back!)

Our next honoree is a long-time member of our Society and collector of iridescent stretch glass and Fenton glass. She was a member of our Executive Board for a number of years and served as club historian. For several years she furnished iridescent stretch glass pieces to be used for our convention wine and cheese reception so that we could serve (and in some cases, eat) our goodies on vintage iridescent stretch glass. She worked tirelessly on the committee that planned and hosted the SGS convention when it was held in the Washington, DC area. She often volunteered to follow-up with members who were 'tardy' sending in their renewal membership dues. (If you've been in that category, you've probably received a post card from her.) She and her late husband, Fred, brought wonderful displays from their stretch glass collection for our conventions. She continues to be an active participant in conventions, bringing her children and this year her granddaughter, Casey. And, she is: Arna Simpson!

Our next honoree couple are also long-time collectors and stretch glass enthusiasts. They're among the 'cross-over' collectors who collect both stretch and carnival glass. They, too, always had wonderful displays from their collections at our conventions. Those who saw them there will remember that one was always an active buyer at stampedes, whimsey auctions, etc. while her 'other half' supported her and the Society from the sidelines. As long-time treasurer, the 'active buyer' was known to all members for her chatty, hand-written notes acknowledging

our dues payments. She persuaded Cal to take over the treasurer's job when she decided to 'retire'. But they continue to be active club members and attended conventions until just a few years ago. They were notified by phone of their life membership. They are: Augusta and Leo Keith!

Our final honoree is a relatively late-comer to the world of iridescent stretch glass collecting, but once he got started he lost no time in putting together a significant collection. He was nationally known for his "wanted to buy iridescent stretch glass" ad which ran in the Antique Trader for a number of years, resulting in a host of people calling him with stretch glass they wanted to sell. He corresponded with other stretch glass collectors by phone, mail and email, and spent his vacations traveling all over the country, buying and photographing every shape and color of stretch glass item he could find, including the rarities in the best personal collections. As a result of his passion to find and document it all, he emerged as a key researcher and co-author of the definitive book on the subject, American Iridescent Stretch Glass. In addition, he co-hosted two SGS conventions in his local area, and served as an officer and on the Board of our Society for a number of years. And, he is: John Madeley!

I bet you all guessed, at least, one of these great members. Join me and the rest of the Executive Board in thanking them again for all they've done on behalf of our Society, and congratulating them for this much deserved honor.

## Lots of New Faces at the Convention

One of the great pleasures of the convention is reuniting with old friends. But meeting new glass enthusiasts, learning about their collections, sharing their enthusiasm and making new friends is the ultimate joy of club membership and participation. This year I was delighted to see more new faces than ever in our showroom.

I think the only members I hadn't met before were Reg and Mary Elda Arrington, who drove over from Maryland. Reg is a real glass enthusiast and student, and speaks with rapture in his voice about the beauty of some of the rarities in our club display and at the Fenton Art Glass Company Museum. Mary Elda's first love is music, but she, too, enjoys learning about and collecting not only stretch, but also other types of Fenton glass. I hope that Reg and Mary Elda enjoyed their first convention as much as we all enjoyed meeting and spending time with them.


We can thank our local members, Millie Coty and Bill Crowl, and Tom Smith of Indianapolis, Indiana, for quite a few of the visitors who found their way to our display room. As we visited with people, we learned that some were visiting as a result of encouragement from Coty, Crowl or Smith, some read one of our press releases or saw our ads in AntiqueWeek and in the local Marietta and Parkersburg papers and some were drawn-in by signs at the hotel. The NFGS "Fenton Flyer" informed the Fenton club members who took advantage of the overlapping convention schedules to visit. Many visitors left with newly purchased iridescent stretch glass, and as you can see from the list of new members (pg 3), several were impressed enough to join and will now be getting the "SGS Quarterly." To them, I add my welcome, and hope that we'll be reuniting as old friends at next year's convention.




(L-R) Mary Lynn (Farr) Padovano, Marilyn & Jim Farr



Arna Simpson



Augusta & Leo Keith



John Madeley

## 2006 WHIMSEY AUCTION RESULTS

The 2006 Convention Whimsey Auction was a success. We had seven absentee bidders placing nine bids and four were successful bidders winning four of the whimsies. The two winners of the Dianna Barbour-decorated pieces will get the added bonus of receiving a photo of Dianna with the pieces she created for this auction.

This Whimsey Auction grossed \$870.00 for the Society. See the table below for the detailed results of this year's Convention Whimsey Auction:

ITEM #	DESCRIPTION	WINNING BIDDER	WINNING BID
S1	1997 SGS Convention Souvenir donated by John Madeley	Donna Baird-Horne*	\$75.00
#3	Topaz opalescent 3-footed bowl with black crest*	Jim Midlam	\$105.00
#4	9" wide Blue comport	Stephanie Leonard Bennett*	\$140.00
#5	Pink chiffon opalescent oval twin dolphin comport	Ramona Schroeder*	\$85.00
#6	Ruby melon-rib basket	Roger Christensen*	\$125.00
#8	11" Pink chiffon opalescent bowl – decorated by Dianna Barbour*	Joanne Rodgers	\$120.00
#9	Aquamarine opalescent dolphin-handled server – decorated by Dianna Barbour*	Mary Eida Arrington	\$115.00
#10	Ruby Frank M. Fenton 85 <sup>th</sup> birthday plate in a banana bowl shape	Sharon Mizell	\$105.00

\* Absentee bid

## WHIMSEY RAFFLE RESULTS

The Raffle "A" piece was won by Renée Shetlar and the Raffle "B" piece was won by Mary Eida Arrington.

### Recent Stretch Glass Sold on Ebay

Fenton #349 Candleholders w/ "Cut Ovals" . . . . . \$961



N'wood #727 6" Blue Twist Vase . . . \$335

Fenton #76 Topaz Marmalade . . . \$ 48

Imperial "Smoke-on-

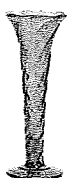
Milk" 7" wide Bowl . . . . . \$306



Fenton #60 Bath Salts Jar . . . . . \$140

Fenton #1504A Aquamarine 3-Dolphin Bowl, wide-flared . . . . . \$210

### Stretch Sold at SGS Convention




Blue



Ruby




Ruby





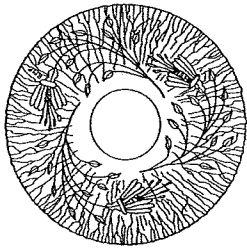
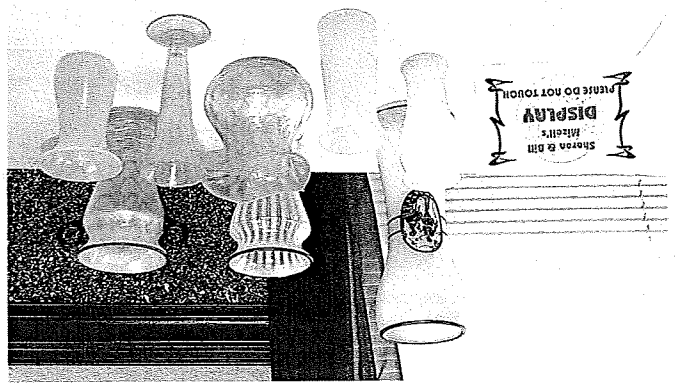
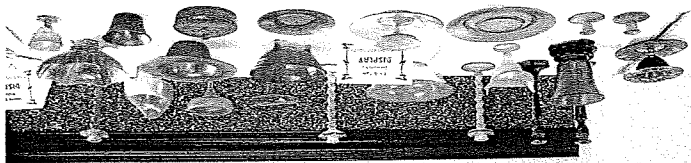
Velva Rose

### "Cross-Over" Members Have "Mini" Stretch Glass Convention in California

SGS members, Phillip and Nancy Waln, of Quartz Hill, California sent us photos from this year's Southern California Carnival Glass Club's annual convention, which took place in the spring (I apologize for being so slow in getting these into the Quarterly!). Joining them in this "mini" stretch glass show were David Middleton and the Umbraco's, Russell and Kitty. (NOTE: David was attending without his wife, Joyce, who has recently passed away. See page 3)



(L-R) Phil, Nancy, David, Russell and Kitty




FOUNDED APRIL 21, 1974 IN DENVER, PENNSYLVANIA

THE STRETCH GLASS SOCIETY

# QUARTERLY

P.O. Box 947  
Medford, MA 02155

<http://stretchglassociety.org>  
[stretchglassociety@columbus.rr.com](mailto:stretchglassociety@columbus.rr.com)



**First Class Mail**

**TO:**

NOTICE: The SGS Quarterly newsletter distribution schedule is: FEBRUARY, MAY, AUGUST and NOVEMBER.