



December 2019

IN THIS ISSUE:

- 2** PRESIDENT'S MESSAGE
- 3** NATIONAL GLASS MUSEUM RE-OPENS
- 4** INDIANA FAIR SOUVENIRS
- 7** MEMBER DISPLAYS
- 8** STRETCH OUT DISCUSSIONS
- 10** MEMBERS ASK, WE ID
- 12** THANK YOU
- 14** VP CORNER
- 16** HOOKED ON CARNIVAL
- 19** ANOTHER MATCH
- 20** PROMOTING STRETCH
- 21** MEMBER SURVEY

© COPYRIGHT, 2019 – The Stretch Glass Society. All rights reserved. No material may be reproduced in whole or in part, in any form whatsoever, without written permission of the Board of Directors.

National Glass Museum Re-Opens with Featured Exhibit of Stretch Glass

When the National Glass Museum in Wellington, KS, held its Grand Re-Opening on December 7th, iridescent stretch glass provided by The Stretch Glass Society was the featured exhibit in the front window. We are honored to have been such a prominent part of their celebration. In early 2020, The Stretch Glass Society and the National Glass Museum will collaborate to present a discussion of stretch glass at the Museum. Glass collectors and enthusiasts from the extended area are invited to join representatives of The Stretch Glass Society who will deliver the presentation.



You may be wondering why there is a 'Grand Re-Opening' at the National Glass Museum. We all read with disbelief about the calamity which occurred at the Museum as we were concluding our convention in July, 2019: the façade of their building came tumbling down in the wee hours of the morning. Luckily

no persons were injured, no glass was broken and none of their show cases were damaged. But the building was severely damaged.

The leadership of the NDGA moved quickly to secure a new location for the Museum and found one just a couple blocks down the street. As soon as possible, arrangements were made to move the massive collection from one site to the next. All

the glass had to be packed to allow the cabinets to be moved - a massive project in itself - and then everything had to be cleaned and re-installed in the cabinets.

Earlier in the year Cal had agreed to provide a fall display of stretch glass

(Continued on page 3)





From your Prez

Fellow Stretch Glass Enthusiasts,

Happy Holidays to one and all. I hope you will have the joy of sharing the holidays with your family, friends and others who share your interest in stretch glass. On December 14th or 15th, we held our Open House in the afternoon and shared some holiday spirit with family, neighbors and friends. Our stretch glass was front and center in between our decorations and on our table. Visitors to our home are amazed by stretch glass. Most have never heard of it and do not know the skills required to make it. Recently after only a 20-minute discussion, one of our contractors said, "Wow, I've learned more in the last 20 minutes than I learned at the University." Apparently, they didn't teach Stretch Glass 101 at his University.

Have you checked out our new website? Gary and Brian have given us a facelift and it is easier and faster to find what you are looking for. All the latest happenings from The Stretch Glass Society are right there in front of you – just click and go.



Are you following our Facebook page and/or group? This is one more way for you to get or stay in touch with others who have an interest in stretch glass. These are folks to share the joys of a new find, ask for help with ID, or just exchange stories and photos of how stretch glass is a part of their lives. If you are wondering who else likes stretch glass, these are places to start and continue friendships.

Have you hung up your 2020 Stretch Glass Society calendar? Bob Henkel and Becki Ann Selby did a super job putting it together. By the time you are reading this, you will have received your calendar. We will be working on the 2021 calendar soon. Stretch glass as a decorative and useful antique and collectible will be featured in the 2021 photos.

December 31, 2019 is just around the corner. That's an important date because that is when we need to hear from you with your membership renewal. At \$18 or \$28 per membership, we are a bargain compared to many other collector organizations. Can we count on you to continue to support stretch glass and The Stretch Glass Society? Your membership helps pay for this Quarterly and makes it possible for us to preserve and promote stretch glass to all who will listen and learn. Please renew early and avoid the holiday season crunch. Thank you for being a member of The Stretch Glass Society and for all you are doing to help us achieve our goals and broaden the interest in our wonderful, colorful, amazing glass.

Thank you for allowing me the privilege of leading your team of officers and directors. Together

we are bringing stretch glass to a position of prominence among glass enthusiasts. All it takes is for someone, anyone, to see a table or cabinet loaded with stretch glass. Many who are newly introduced to stretch glass find it compelling, want to learn more and often buy their first or next piece of stretch glass. Thank you for making all that possible and for doing your part, in your own way, to spread the word about the beauty and uniqueness of stretch glass.

Happy Holidays and the best to you for 2020!



Cal

Cal Hackeman, President

National Glass Museum Re-Opens

(Continued from page 1)



for the front window of the Museum. Cal was scheduled to travel to Kansas with the stretch glass in September. Despite the interruption to their operations, the Museum personnel asked that the stretch glass display go on as planned in their new location. Even though they were closed in September, they felt a display of stretch glass would create excitement and interest in their new space and would be perfect for the grand re-opening in the fall. Cal made the planned trip to Wellington, KS, as scheduled and set up a display of stretch glass in fall foliage colors including topaz, amber, marigold, Grecian Gold, Russet, Aztec and Ruby. The display includes nearly 200 examples of stretch glass, some of which is from The Stretch Glass Society's collection of stretch glass which is being purchased with funds donated to the Bill Crowl Memorial Education Fund. On display at the Museum is the 17" Fenton Ruby salver once owned by Bill as well as a number of other examples from The SGS collection.



While in Wellington, Cal presented a check from The SGS for \$250 to the NDGA to assist



them with the unexpected expense of moving their museum.

In early 2020, Cal will once again make the trip from Wake Forest, NC, to Wellington, KS, to retrieve the stretch glass on display. But before the stretch glass is packed for the journey home, the Museum and The Stretch Glass Society will present a program on stretch glass at the Museum. The presentation will be open to all glass lovers, collectors and enthusiasts. If you live within driving distance of the Museum in Wellington, please consider joining us on Saturday, February 1, 2020, at the museum. Information will be posted on our website.

We thank the NDGA and the National Glass Museum for the opportunity to once again showcase stretch glass to their visitors and volunteers. Do you have a favorite museum which might be interested in a short-term loaned exhibit of stretch glass? If so, please contact Maxine Burkhardt, Director of Outreach, or President Cal with their contact information. Maxine and Cal will take the lead on the follow-up, scheduling, etc. We are anxious to continue to exhibit stretch glass in museums as part of our on-going promotion and education efforts. Displays like this one are often the first time collectors of other types of glass and/or antiques become aware of stretch glass and have an opportunity to appreciate its beauty and uniqueness. Help us spread the word by letting us know if there is a museum near you which might be interested in exhibiting stretch glass. We look forward to seeing you in Wellington in early 2020.



Indiana Fair Souvenirs

By Dr. Larry Keig

"This article is reprinted with thanks and permission of Dr. Larry Keig, the author, and the ICGA, which first published the article earlier this year. Several items which are featured in the article are in the stretch glass collections of members of The Stretch Glass Society, once again confirming the mutual interest in iridized glassware which exists by both those who primarily collect carnival glass and those who primarily collect stretch glass."

The iridescent Indiana Fair hand-lettered souvenirs have long been thought prizes, giveaways, or low-cost take-homes from the Indiana State Fair at Indianapolis. That ascription is in doubt, however, as there is no mention of "state fair" on any that have been reported.

A more likely provenance is the county fair at Indiana, Pennsylvania, the small town where the Dugan and Diamond glass plant produced carnival, stretch, and other glass from 1909-1931. All patterns on which the souvenirs have been reported were made by Diamond in the late teens and early- to mid-1920s, and all known are dated from 1921-1927. The hand-inscribed fair pieces are obviously nowhere near as showy as the elaborately embossed and extraordinarily -designed Indianapolis Soldiers and Sailors Monument and the Indianapolis State House commemoratives made by Fenton.

At least nine different iridescent Indiana Fair items are known: Band hat and Band baskets with looped factory-attached glass handles in two colors, Coin Spot compote, Windflower plate, Adam's Rib mug, an unnamed and unpatterned mug, and two additional items illustrated in a classic book on glass made at the Indiana, Pennsylvania, factory. There may be others.

Band

Band, sometimes called Optic Rib and Band, with concave "optic" ribs on the interior, is a Diamond pattern. The pattern comes with two exterior subtypes: (a) one with two raised bands with no patterning between them near the top and (b) the other with lattice crosshatching between the bands. The latter is slightly dressier than the other.

The Band hat, with two opposite sides turned in, is the more common of the two available shapes. Hats are easily found in marigold, but a bit more difficult to come by in amethyst. They have also been reported in pink with marigold over-



The Amethyst Band hat, with metallic iridescence, is the only reported Indiana Fair souvenir in this shape. Photo courtesy of Mike Carwile.



The Amethyst souvenir basket has the lattice filigree between the bands, a pleasing adornment to a simple pattern. Photo courtesy of Diane Highnam.



The little Band baskets in marigold are occasionally Indiana Fair-inscribed.

lay, amber or horehound, and a pale pastel blue with marigold overlay, all of which are rare. The marigold hat is sometimes found set in an ornate metal holder with spindly metal handle. These are often called "violet baskets."

The pattern is also available in a basket with a glass handle which has been fused to a hat at its pulled-in points. The handle on the marigold basket is clear crystal. The handle on the amethyst basket is amethyst. The baskets with applied handles like this are hard to come by but anything but a drain on the pocket-book.

The scribbled lettering on the illustrated plain band amethyst hat reads "Souvenir /Indiana Fair/1925." Its silvery exterior iridescence makes it possible to discern what is written without difficulty. The hat is from Mike Carwile's collection. He acquired it via an eBay auction.

Indiana Fair souvenir baskets are available in marigold and amethyst. The marigold basket has the plain band near the top. The holder of the basket is marigold, the handle clear. The lettering reads "Souvenir /Indiana Fair/ 1924." It is hard to detect what is scrawled in black on the side of the holder, a downside when it comes to souvenirs like this.

The amethyst basket, with a gold finish and a non- iridescent amethyst applied handle, has the lattice between the two raised bands. The lettering reads "Souvenir /Indiana Fair/1922." Because there is a clear contrast between the surface color of the container and the black lettering, the script is easy to ascertain.

Coin Spot

Coin Spot is named for the design on its underside and stem. The 16 alternating coined and unpatterned columns are found pressed into the surface. The six oblong coins on each column of the receptacle are larger than the two coins on the stem. The interior surface is plain.

Two versions of the pattern are avail-

(Continued on page 5)

(Continued from page 4)



The stretch Coin Spot compotes in white were probably produced in the early 1920s. Photo courtesy of Samantha Prince.

able. On one, the coins are textured (or stippled). On the other the coins are smooth (or non-stippled). The stretchy items are more likely than those with a satin finish to have the textured coins.

Made by both Dugan and Diamond, Coin Spot appeared in industry catalogs until the glassmaking plant closed in 1931. The pattern's long life helps account for the large number of colors manufactured.

Samantha Prince described and pictured a stretch white Coin Spot souvenir in the January 18, 2018, issue of the *HOC Mailing List*. Its handwriting reads "Souvenir /Indiana Fair/' 22." Cal Hackeman posted a photo of another Indiana Fair souvenir stretch glass compote in that same pattern and color in the August 1, 2019, issue of the *Mailing List*. Like Samantha's, it is dated 1922. That at least two of these are known suggests that Diamond was discriminating, not happenstance, in what it lettered. (Note added by Cal: My compote was purchased from Samantha, so there is only one of these known.)

Windflower

Windflower is an easy pattern to identify but difficult to describe. Its flowers and divided leaves resemble buttercups to which the windflower is related, a quick way to identify the pattern. The

pattern-defining element occupies about half the interior surface. That and the faceted band which encircles the foliage take up about three-fifths of the interior.

The exterior is unpatterned as is the underside of the collar base.

The Windflower pattern was introduced by Diamond no later than the mid-teens and remained in production well into the 1920s.

The original factory mold drawing is reprinted in Carl O. Burns's *Dugan & Diamond Carnival Glass* (1999, p. 151) and used here with permission.

Windflower is available in bowls, plates, and nappies. Bowls have been reported in marigold, amethyst, blue, and marigold over lime green.

According to John Britt, marigold bowls are also available with factory-painted red flowers and green leaves. In recent years, plates have sold only in marigold and cobalt blue, but are also available in amethyst, as Jerry Kudlac, who collected and studied the pattern for years, verified long ago (*The Carnival Pump*, September 2005, pp. 10-12). Nappies are known in marigold, amethyst, and ice green.

The first-reported souvenir Windflower plate, in cobalt, from Lee Markley's collection, sold at the 2019 ICGA convention auction in Des Moines. Its lettering reads "Souvenir /Indiana Fair/1921." It sold for nearly double what a blue plate had previously brought. Given the premium price, one has to wonder if there was a bidding war among Hoosiers (like Lee), western Pennsylvanians where it was made, and collectors specializing in hand-inscribed items like this.



The Windflower plate with Indiana Fair lettering, until recently in Lee Markley's collection, sold at the 2019 ICGA convention.

(Continued on page 6)

Indiana Fair Souvenirs

(Continued from page 5)

Adam's Rib

Adam's Rib is carnival to some, patterned stretch to others. Introduced by Diamond in 1925 as its #200 pattern, the vesseled portion of the exterior is made up of slightly embossed ribs topped by a raised horizontal band. Other areas of the outer surface are unpatterned as is the interior. All items, except candlesticks, sit on a pedestal base.

Adam's Rib was produced in several shapes but in a limited range of colors. Celeste blue and ice green are the most often seen, but marigold on milk glass is, curiously, also available

A handled tumbler /mug in celeste (Harding) blue is the only iridized Adam's Rib souvenir item that has been reported. It is lettered "Souvenir /Indiana Fair/1927". Its diameter at the top rim is two and three-fourth inches, its height five and one-eighth inches, and its base diameter two and five-eighth inches. It is in Cal Hackeman's collection.



The souvenir mugs in Celeste Blue, like this Adam's Rib, are dated 1926 or 1927, the final years known to have an inscribed date. Photo courtesy of Cal Hackeman.

Unnamed Indiana Fair Souvenirs

Three Indiana Fair items remain unnamed. A souvenir mug is available in an unpatterned stretch celeste blue. Its lettering reads "Souvenir /Indiana Fair/1926." Its top diameter is three and three-eighth inches, its height five inches, and its base diameter two and five-eighth inches. It is also from Cal Hackeman's collection.

Two additional iridized Indiana Fair souvenirs are illustrated and described in Heacock, Measell, and Wiggins's Dugan/

Diamond(1993),3 One is a celeste blue mug (p. 111, No. 643). Its exterior is unpatterned, its interior ribbed. Its gold lettering reads "Souvenir /Indiana Fair/1927."

The other is a blue Royal Luster small plate with metallic



An unnamed and unpatterned stretch Celeste Blue mug with 1927 Indiana Fair lettering. Photo courtesy of Cal Hackeman.

iridescence (p. 116, No. 699). Apparently undated, its black lettering reads simply "Souvenir /Indiana Fair."

Readers who know of other Indiana Fair items are asked to report them for an article update. It would not be at all surprising to discover that more iridescent patterns and shapes were made to commemorate the Indiana Fair. A souvenir dated 1923 is a good possibility because all other years between 1921 and 1927 are represented.

Note 1) In an expansive article by Barb Chamberlain in the June 2018 issue of *The Carnival Pump* (pp. 12-13), several of the many shapes in the Adam's Rib pattern are illustrated and described.

Note 2) Cal Hackeman, an authority on stretch glass, responded to an inquiry in the HOC Mailing List on Indiana Fair hand-lettered pieces. He identified two that had not previously been reported in carnival publications.

Note 3) The two Indiana Fair souvenirs from Heacock et al. (1993) are mentioned because the indefatigable glass researcher Greg Dilian took time to painstakingly peruse pages of color plates and their accompanying descriptions.

Member's Displays

As reported by Bob Henkel

Fall has provided us with several opportunities to reach out to glass enthusiasts at shows and conventions.

September 14-15, 2019 Cape Cod Glass Show

Barbara and I spent five wonderful days in New England enjoying long-standing friends, delicious seafood, and stocking up on salt water toffee. Representing the Stretch Glass Society, wearing my wonderful Stretch Glass tee, I for the first time featured part of the Crowl Educational Glass Collection in our educational booth. Calendars sold briskly, souvenirs were purchased, and we enrolled two households (three new members). Vendors with stretch sold me two center-handled servers, a contemporary Fenton basket, a Celeste Blue guest set, a Harding Blue plate, and two Green-Ice plates. We hope to do a repeat in 2020!

October 10-13, 2019 Vaseline Glass Collectors, Inc. Convention

Cal and I did this one together in Charleston, West Virginia, where, as always, Cal gave an impressive seminar on Vaseline Glass which was also Stretch glass. He included other colors to impress the attendees with rainbow iridescence! Please watch for our club possibly holding a rotating exhibit at the Huntington Museum. We are currently exploring that possibility which will provide significant exposure in an outstanding and highly visible venue. An additional side trip took us to Blenco Manufacturing where we toured the museum and gift shop.

November 22-23, 2019 Eastern National Glass Show

Long-time friend, Billy Shreck and I, (he's our newest member and may come to Marietta) returned to Pennsylvania via the beautiful Shenandoah Valley (Interstate 81). Cal joined us there and we sold additional souvenirs, memberships, and calendars! A Friday night banquet with the Early American Pattern Glass Society – Eastern Region gathering – gave us a program on the brand new Duncan-Miller Museum. This show, of course, is a great way for us fellows to increase our stretch collections and shop with our SGS member/dealer friends. Vaseline glass and E.A.P.G. friends joined us in sponsoring educational booths along with Duncan-Miller, H. C. Fry Collections, and American Cut-Glass Society. I am convinced that if glass collecting will survive as a popular hobby, it will require the joint efforts of many enthusiastic glass-outreach societies as well as dealers.



Bob and Barbara Henkel at the Cape Cod Glass Show with Eileen.



Stephanie Bennett had a beautiful display of Fenton Stretch at the Fenton Finders of New England Convention in Nashua NH.



Gary Sullivan's NECGA presentation from September 2019



Stretch Out Discussion

Console Sets

will be the topic of our *Stretch Out* discussion on
Thursday, February 13, 2020
at 8 pm Eastern, 7 Central, 6 Mountain & 5 Pacific Time.
All are welcome to join in by calling **415-464-6800**
followed by ID: **04211974#**



All photos will be available on our website: stretchglassociety.org one week preceding the call.
A Deluxe Edition Review of the discussion will also be available several weeks after the call.
Further information is available on our email: info@stretchglassociety.org

Many who have joined our discussions are thanking us
for identifying their recent purchase

Stretch Out Call Updates

By Mary Elda Arrington

We began our 2019-2020 Series of Stretch Discussion Calls in October with one of the most interesting, varied and exciting calls that we have had. Our discussion of the convention souvenir stretch glass produced for The Stretch Glass Society officially began in 1976 and continued to be produced until 2010, with several interruptions.



1985 Souvenir

The long awaited call about Punch and Beverage Sets occurred in November. It lived up to its expectations and more as we discussed sets from Diamond, Fenton, Imperial and Northwood Glass Companies.

We discovered that it's very difficult to assemble full sets of the tumblers. Sometimes the tumblers and the pitchers in Diamond are very confusing because Fenton made very similar tumblers and pitchers.



1979 Souvenir

There are a tremendous number of Carnival punch bowls and they are known for their sets. They come in basically three sizes - small, medium and gigantic ones. They also come with all kinds of mugs. They usually had various designs on them. Then we get into the stretch glass period. There tends to be quite a few punch bowls out there, but nobody knows what happened to those cups. We don't know that they made that many cups in



stretch glass with these sets. Some of the bowls are gigantic - about 14"-15" in diameter. As in the Beverage Sets, it's real easy to miss identify the Diamond punch bowls because they look so much like the Fenton ones.

We're looking forward to the continuation of this series in 2020 with Console Sets on Feb. 13; Stretch Glass in the 21st Century on April 9; and Amber and Tangerine Stretch Glass on May 14.



Stretch Glass Pricing Tool Update

By Kathi Johnson

We're making great progress, working toward getting our first all stretch glass auction up on the database. It's the Schleede collection auction from May of 2013, and it will be a great addition to the pricing database. We have more volunteers working on extracting the necessary data - the help is much appreciated!

We also are doing a little cleanup with the initial set of information in the tool. With a little help from the experts we should be making the database stretch (removing any that have a carnival glass iridescence instead of the stretch finish). Please feel free to give us feedback - all suggestions are welcomed.

Remember, this is the link to use for the Stretch Glass Pricing tool: http://hocpricing.com/m_stretch.html

Convention Update

By Vickie Rowe

The convention team is please to have some new members joining Bob, Cal, Joanne and myself. We warmly welcomed Lance Hilkene, Pat Gabree and Zak McCamey on our convention call in late October. We are off to a good start with lots of enthusiasm, creativity and a commitment to make Convention 2020 a great time for all who attend.

We will be gathering at the Quality Inn in Marietta, OH on July 22-24, 2020. The room rate at the Quality Inn remains the same (\$69.99 per night). The club display table will feature Tangerine and amber glass. Start checking out your glass to see what you can bring to share with other club members. We're still working on the many details that go into the schedule and seminars. Stay tuned for updates in future editions of the *SGS Quarterly*. If you have any suggestions or questions, please contact any of the convention team members. We'd love to hear from you!

Members Ask; We ID

I've attached two pictures of an unidentified vase. It is ice green (florentine) in the following measurements: 16 3/8" tall, by 4" top dia., and a 4 1/8" base. One picture shows the full vase and the second shows the base. As I look at the inside of the vase I can faintly see small panels, but not enough to be the Smooth Panels pattern. It appears to be like the vase on page 78, plate 344, in Madely & Shetlar's book.

Any information you can send me will be greatly appreciated.



Carl and Eunice



Hi Carl & Eunice,

First, let me say this is an extraordinary vase in terms of size. Very few of the stretch glass vases are as tall as this one. The other unusual aspect is the diameter of the base. Again, very few vases with a base that is over 4", are known in stretch glass swung vases.

The photo you mention in the AISG book does look similar, but the base sizes of the vase in the photo and your vase are so different, that I tend to think it is not this vase. My guess, and that is what it is, is that this vase was made by Diamond. It has a Diamond look to it and Diamond did make a vase with a base that is listed as 4 1/4" which is close to your 4 1/8" measurement. I took a look through a number of Dave Shetlar's photos – that is some 15,000 images of stretch glass – and I don't see anything like it among the vases. The color is helpful as it

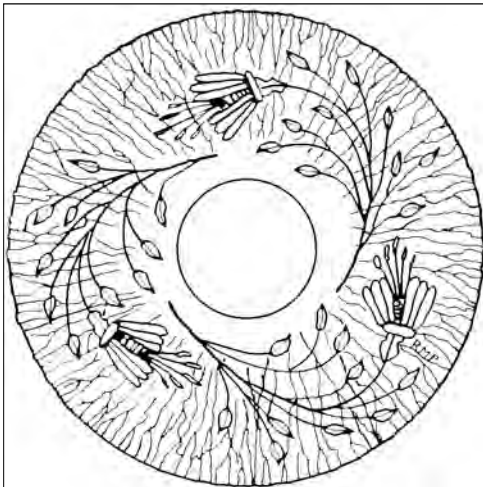
eliminates a number of the producers of stretch glass, since they didn't make stretch glass in that color. The companies that are 'out' are Imperial, Lancaster, Jeanette, Northwood and Vineland. Central is not known to have made vases, so I would eliminate them. That leaves us with Diamond, Fenton and US Glass. Among these, I favor Diamond due to the color that I see in your photo – it looks more like the Diamond green than it does the Fenton Florentine green or the US Glass green. I'll share your pic with Dave and see what he thinks. In the meantime, my bets are on Diamond, but I don't have an image of a similar vase to back me up. Congrats on another fabulous find.



Cal

I had originally identified these as being Diamond, but all the carnival collectors claim that it is Fenton! I don't have any Fenton catalog pages to confirm this, nor did I have one of the vases when Frank was alive to ask him. I have it in blue also. Virtually all of them have been pretty shiny in iridescence with little or no hint of the stretch effect which makes me suspicious that they were iridized after being swung!

Dave



Do you have the Stretch Glass Plate from Which The SGS emblem was drawn?

In the September, 2019, Quarterly we asked if anyone had the Imperial wheel cut plate from which our emblem was drawn in 1974. Several members sent us photos of stretch glass with cuttings, but so far we have not found the plate for which we are looking. To help everyone have a better idea of the cutting we are looking for, here is a photograph of the same cutting on a center handled server. We are looking for a plate, it may be the underplate for the mayo or it may be a plate of another size. We would appreciate you taking a look in your stretch glass collection to



see if you have an Imperial plate with this cutting on it. If so, please let us know and also let us know if you are interested in selling or donating it to The Stretch Glass Society's Bill Crowl Memorial Education Fund for us to display in the future.

Please contact Cal Hackeman at cal@calhackeman.com or 919 600-4533 if you are able to help us. Many thanks for looking and thanks for letting us know if you find it! Happy Holidays.

Cal



Phil & Nancy Waln Stretch Glass Collection to be Sold

Tom & Debra Burns of Burns Auction Service are pleased to announce that they have been retained by Phil & Nancy Waln to sell at auction their significant collection of stretch glass. The auction will also include items from the Waln's carnival glass collection and will be held in 2020.

We will provide further details in The Quarterly future issues and on www.stretchglassociety.org and Stretch Glass Society on FaceBook as they become available.



Thank You to Galen and Kathi Johnson

Galen and Kathi Johnson have completed the editing of the 2019 Stretch Glass Convention Videos and they are available on our website. If you were not able to attend our 2019 Convention but would like to see and hear the presentations, seminars, etc. which were provided by our experts, you will be able to do that by viewing these videos. The videos are available on www.stretchglassociety.org. Be sure to login and then click on the 'tile' on our home page for "Convention Videos: Full Collection" and look for 2019. You will find presentations on:

- Cut, Etched and other treatments on Stretch Glass by Dave Shetlar (36 minutes)
- US Glass patterns 310, 314 and Rays and Points by Tom Monoski and Cal Hackeman (55 minutes)
- The Combined Member Display of Colognes, Vanity and Bedroom Items by Dave and Renee Shetlar (59 minutes)
- The Changing forms of Vaseline Glass by Tom Foozer (63 minutes)

Galen and Kathi's videos are great quality and are almost as good as being at the presentations. We learned a lot from these presentations at Convention and now you can enjoy them at your leisure. Why not grab your lunch and get on-line to see and hear about our wonderful stretch glass?

When you finish viewing the 2019 videos, there are more. Galen and Kathi also recorded and edited the presentations from 2016, 2017 and 2018. You will find them at the same location on our website.

We hope you enjoy the videos and thanks, again, to Kathi and Galen for recording our Convention presentations.



Convention Videos: Full Collection

RENEW YOUR MEMBERSHIP



Today!

Thank You, Sue Phifer

The Stretch Glass Society received a donation of antique and collectible reference books and price guides from Sue prior to Convention 2019. She suggested we might be able to sell the books at Convention and generate some funds for The Stretch Glass Society. Thanks to many enthusiastic members and guests, the books were all sold providing several hundreds of dollars to support the on-going efforts of The Society to promote and preserve stretch glass. Thanks, Sue, for thinking of us and making your books available to other collectors via The Stretch Glass Society.



VASELINE GLASS COLLECTORS, INC. A MISSOURI NONPROFIT CORPORATION

October 24, 2019

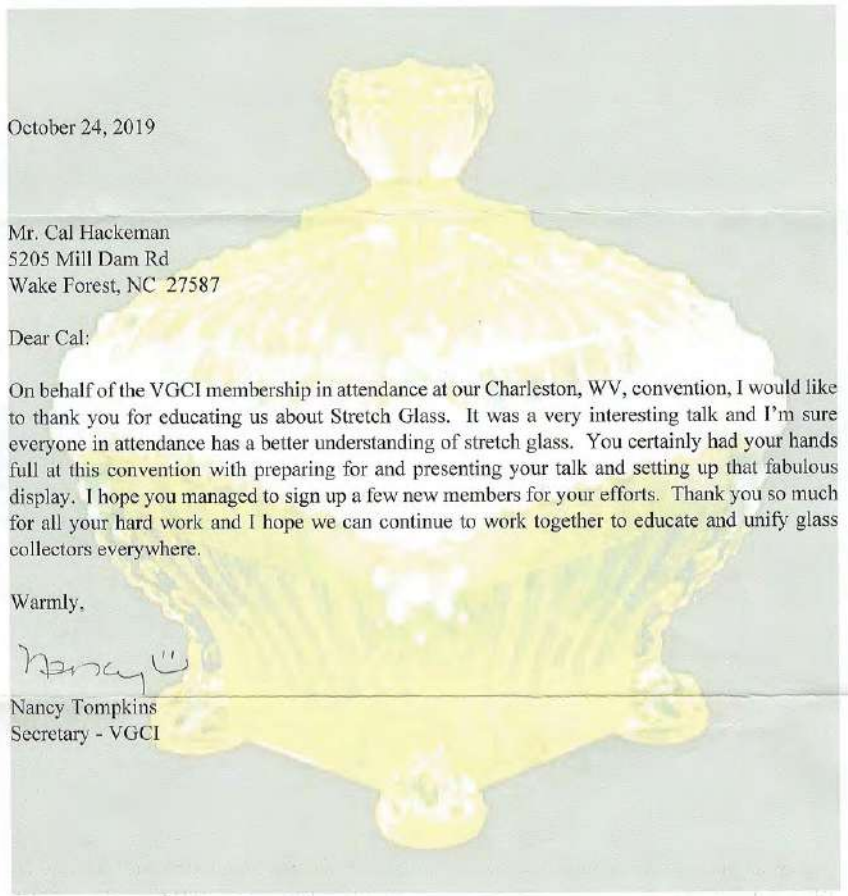
Mr. Cal Hackeman
5205 Mill Dam Rd
Wake Forest, NC 27587

Dear Cal:

On behalf of the VGCI membership in attendance at our Charleston, WV, convention, I would like to thank you for educating us about Stretch Glass. It was a very interesting talk and I'm sure everyone in attendance has a better understanding of stretch glass. You certainly had your hands full at this convention with preparing for and presenting your talk and setting up that fabulous display. I hope you managed to sign up a few new members for your efforts. Thank you so much for all your hard work and I hope we can continue to work together to educate and unify glass collectors everywhere.

Warmly,

Nancy Tompkins
Secretary - VGCI



Something Different....

By Kathi Johnson

Galen and I needed a day away from our computers, so we recently made a road trip antiquing in Duluth.

While in a shop I spotted something a little different – it's a cheese dish, as you can see. Believe me, I looked hard for the cracker plate that should have been with it, but it wasn't in the shop. My guess was that it was Lancaster, since I know they paint some of their stretch. The inside of the bowl has a watery iridescence, as does the marigold foot. The outside of the bowl is a very soft yellow and the edge is painted black.

Since I'm not the best at identifying many of the things that were done by different makers, I went onto Dave Shetlar's site to get some

help – and then I just got confused! The straight, thick edge on the bottom of the cup is supposed to be Imperial – Lancaster doesn't have a ring on the bottom of the cup.

So, off go the pictures to Dave – who gave me this information: *"Definitely Imperial, but the treatment is pretty unique! I suspect that the plate would have had the same enamel decoration. The iridescence looks like it may have been a cold applied type, so a secondary decorating company may have done the set. Shame that the plate wasn't with the set as it may have had even more decoration."*

I hope someone finds the plate!!!



What Members are Saying About our 2020 Calendar...

We have had several responses to our SGS Calendar. I would love to hear your thoughts and welcome any ideas on what you think would make it even better for 2021.

From Christina:

Thank you for the pleasant surprise in the mail today. The 2020 club calendar is tastefully, artistically and elegantly gorgeous. I had to peek at all the months and photos. It was simply irresistible! This club is hands down the top class act, second to none, in our hobby! Thank you!

From Peggy:

Thank you for the SGS calendar. When I opened the envelope my first word was WOW! It's wonderful. I admire the enthusiasm and hard work of the SGS gang. You all accomplish so much. Bravo!

From Rex:

I have been a member of SGS since the mid 1970's and your calendar is the most generous and useful 'event' ever. Thank you 365 times x for your skill in making it "happen". I'm grateful to you every day I take advantage of it; aesthetically and dependable as well.

I was on the sidelines when Dave's brilliant catalogue was being put together in the 1990's and the meager photos John Madeley took, of my collection (85), over 50 of which were included in the book, alerted me to how much effort was involved in assembling such a project. Thank you again; just another reward for membership in SGS.

From Pam:

I just want to congratulate you on the production of the beautiful Stretch Glass calendars. The calendar was just beautiful and so professional looking. I guess I shouldn't be surprised as you continually turn out our fabulous newsletters every quarter! I am totally computer illiterate (except for emails and bidding on eBay!!!) but can only imagine how difficult all that formatting and printing is. Congrats again and keep up the great work!



VP Corner



It's been pretty quiet here in New England, especially since the Fenton Finders of New England convention is over. It was a great success and stretch glass was well represented. Our first presentation was learning how glass was made, specifically using the YouTube video from our 2017 SGS convention, in which George Fenton was featured in "The Making of the Dolphin Center Handled Server." It was a great way to go back to basics and learn how glass is made, as well as how the stretch effect is achieved. Thanks to Galen and Kathi Johnson for downloading it for me. Stephanie Bennett brought her amethyst dolphin center handled server and generously donated to the club's auction the next day. She also set up a wonderful display table with table settings using her celeste blue stretch glass. I also sold a dozen of the SGS calendars!

I've been working on a membership survey. The results will help guide the Board of Directors of the Stretch Glass Society in determining how to give you the best benefits for your membership. There is an article elsewhere in the newsletter with some details on the survey. One of the benefits of your membership is the stretch out calls that Mary Elda works so tirelessly on. These calls are so enriching, especially to those of us who are still learning about the many facets of stretch glass. We are so fortunate to have a number of experts (Dave Shetlar, Russell and Kitty Umbraco and Cal Hackeman) who share their wealth of knowledge with those who call in. The photos of the glass that will be discussed are courtesy of Stephanie and Mary Elda and they are sent out via email, as well as posted on the website. I don't know of any other glass club that does a similar educational venue. If you missed the stretch out call, just check out the website for the deluxe edition review. These editions are comprehensive, complete with the pictures and commentary. There is a lot of hard work that goes into bringing these calls to our membership.

In closing, I hope that everyone has a wonderful holiday season with family and friends and that 2020 is a year of health and happiness.

Vickie

Survey article

By Vickie Rowe

As previously mentioned in the past issue of the SGS Quarterly, I have been working on a survey to determine how to give you the best benefits for your membership. Those members who opt to include their name will be eligible for a drawing for a free registration and banquet meal at the 2020 Convention. All completed surveys will be confidential. The survey consists of 20 questions and should take about 10 minutes at the most to complete. Most of the questions just require you to check the box or boxes that apply to your answer. There is a copy of the survey included in this issue which you can fill out and send to me (40 Warwick Road, Orange, MA 01364) or you can go to the website www.stretchglassociety.org click on the link and fill it out online and I will receive the results. The deadline for participating in the survey is January 8, 2020. Thank you for your time in answering this survey and thank you for your interest in promoting and preserving stretch glass.

Fund Raising

By Bob Henkel



We have started depleting our inventory in Marietta of souvenirs. One for each year will be retained for the Crowl Educational glass collection. The remainder have been reduced from original Convention prices. This holiday season (and for this quarter) we will be offering the Emerald green candleholders, made by Fenton for our 2002 Convention. The sale price will be \$15.00 each or two for \$25.00 plus shipping. Contact me at (540) 292-1609 or email robert_henkel@yahoo.com

SGS Calendar

By Bob Henkel: Calendar Chairman

All of our calendars for 2020 have been spoken for. Every Stretch Glass member should have received a calendar. Convention attendees were the first priority. Our sponsors were handed their lots personally (no shipping). All others were awarded with new memberships, sold at shows/conventions, or purchased by members for Holiday gifts. Special thanks to the Board of Directors, Becki Ann Selby, Dave Shetlar, and our auction-house sponsors. Burns Auctions, Randy Clark Auctions and Seck Auctions.

The Stretch Glass Society Continues to Expand its Reach

By Gary Senkar

Over the preceding twelve months the Stretch Glass Society's website has had close to 16,000 page views from over 6700 unique visitors. These numbers represent a 69% increase in visitors and a 65% increase in page views over the previous year. The most popular content of the website continues to be the Fenton catalog library. Ongoing projects include a redesign of the website directory and the establishment of a stretch glass photo library.

The Society's Facebook page now has nearly 1400 followers, a 9% increase over the previous twelve months.

STRETCH GLASS SOCIETY BOARD OF DIRECTORS (next election year)

OFFICERS:



PRESIDENT: Cal Hackeman (2021)
5205 Mill Dam Road, Wake Forest, NC 27587
919-600-4533,
president@stretchglassociety.org



SECRETARY: Stephanie Bennett (2020)
76 Elm Street, Medford, MA 02155
781-396-1402,
slenben@comcast.net



VICE-PRESIDENT: Vickie Rowe (2021)
40 Warwick Road
Orange, MA 10364
978-544-2607 ,
vicepresident@stretchglassociety.org



TREASURER: Jim Steinbach (2020)
P.O. Box 117, Sunbury, OH 43074
740-965-2643,
treasurer@stretchglassociety.org

DIRECTORS:



Mary Elda Arrington (2020)
2520 Pfefferkorn Road
West Friendship, MD 21794
410-442-2250
directorMA@stretchglassociety.org



Bob Henkel (2021)
P.O. Box 86, Fort Defiance, VA 24437
540-292-1609
robert_henkel@yahoo.com



Kathi Johnson (2021)
N13348 Osprey Drive
Minong, WI 54859
763-441-5587
galenandkathi@yahoo.com



Jonathan Fuhrman (2020)
2163 Preserve Circle E.
Canton MI 48188
(313) 520-0663
jefuhrman@gmail.com



Maxine Burkhardt (2021)
612 White Pine Boulevard
Lansing, MI 48917
517-627-7558
rippingranny@Comcast.net



Gary Senkar (2020)
P.O. Box 347358
Cleveland, OH 44134
216-272-6409
garys921@ymail.com



NEWSLETTER EDITOR (Appointed by the Board of Directors)
Becki Ann Selby, 2155 Verona Mt. Zion Road, Dry Ridge, KY 41035
859-428-0363
critterfarm101@zoomtown.com



Happy Holidays From Your Editor!

By Becki Ann Selby

Hello everyone! I hope everyone had a wonderful Thanksgiving and is looking forward to the Christmas season! Right now, it is cold and gloomy here. The kids are looking forward to lots of snow, although I would rather not see much of that. I don't like cold weather! The only good thing about the cold is I spend more time inside, so I get to look at my collection more.

If any of you use Stretch glass to decorate for the holidays, I would dearly love to have pictures to include in the Quarterly. I really enjoy seeing all the beautiful glass from other's collections and it gives me ideas for future decorating. I think the pictures from our members help to make our Quarterly one of the best glass newsletters available. It also keeps our community close-knit.

Since I am a fairly new Stretch addict, my collection is small compared to most of yours. I learn so much with every issue I put together. I also enjoy learning about the other members of our group. I am asking for each of you to send me a picture of one of your displays or even write a small article about what you love about stretch glass, or how you came to be a collector. Thanks!

Don't Forget to Renew your Membership!

By now you should have received your membership renewal form in the mail. If you haven't yet renewed, your current membership expires on Jan 1, 2020! Don't let this be your last issue of the SGS Quarterly!!

Hooked on Carnival (and Stretch)

Dave Shetlar and Cal Hackeman continue to promote stretch glass in the nightly "Hooked on Carnival (and Stretch) Glass" discussions. Dave is the guest author on the first Tuesday of each month and Cal jumps in on the third Tuesday. On occasion, one or the other of them will contribute an extra feature. They both respond regularly to inquiries from other contributors. Stretch glass is quite popular with the folks who contribute to and read these discussions. Each month there is a new theme which is chosen to encourage readers to send in photos and stories about their iridized glass which fits that theme. In November the theme was "Smoke" and there were hundreds of photos of carnival and stretch glass in the color known as "Smoke" aka Imperial "Blue Ice" to stretch glass collectors. Companies other than Imperial produced "Smoke" carnival glass, but only Imperial gave us "Blue Ice" stretch glass.

Here are a few of the photos Dave and Cal shared during the discussions. They were enthusiastically received and admired by the readers, proving once again that stretch glass is often very popular with carnival glass collectors.

Carnival Mailing List 11-05-2019: BugDoc Dave with the first smoky Tuesday of November which makes it another Stretch Tuesday! I've been impressed to see the range of smoke iridescence on carnival glass items. When it comes to smoke in stretch, we are only talking about Imperial. They made an entire line of stretch glass which they called Blue Ice. This is the gray to blue stretch finish applied to a crystal base glass. It appears that no other companies figured out the magic formula for this finish, so we don't see "smoke" iridescence on other pieces of stretch made by the other companies. Also, as we have already seen, the dooper (person spraying the metallic salt solution onto the hot glass) may have applied a heavy coating or a light coating. This was primarily due to how long the worker kept the piece of glass in the doping booth.


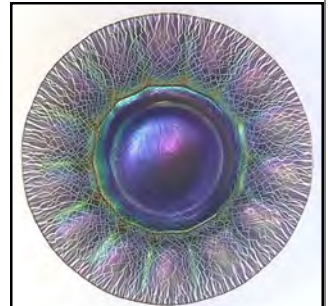
We also see what appears to be the Blue Ice dope being applied to some other glass pieces. We see occasional pink, milk and pale blue glass with Blue Ice effects. The Blue Ice on milk glass, when given the true stretch effect is spectacular!

My first pieces will be some of the common 8-inch wide panel plates. These plates are quite obtainable but assembling a match set can be difficult. To the left is one with a light Blue Ice treatment. And on the right is one where the worker left the plate in the spray booth for quite a while! Quite a knock-out!

Ice Blue pieces are also fairly common in the wide panel pieces (often called the Colonial or #600 line). Shown on the left are two sets of small comports with different top treatments.

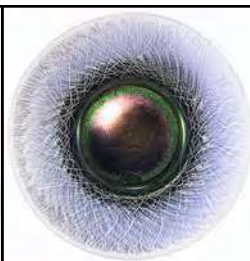
The largest comport (shown on the right) is the giant 12-inch diameter #600. These are known with flared tops, rolled rims (difficult) and flattened down into a cake stand (very difficult).

The cheese and cracker sets (shown below and to the left) are also fairly common in Blue Ice and having a set with floral cutting is even more special. In the middle is a mayo set, also with cutting. And, many of the handled servers are found in Blue Ice with cuttings. Last is the cutting often referred to as "balloons" in Blue Ice.



Switching gears, shown on the bottom left is an example of smoke on pink on an octagonal plate where you can really see the effect. We don't know the name that Imperial used for this effect.

Also shown is a mayonnaise dish with a lighter version of Blue Ice. Imperial applied the Blue Ice treatment to some of their swirl optic pieces too.



Finally, I'll end with an example of Imperial's candlestick bowl in Blue Ice!



Hooked on Carnival Continued

Carnival Mailing List 11-19-2019: Cal here. Greetings and welcome to a smoky, stretchy Tuesday evening. Dave Shetlar paid us a visit this past weekend and we had some fun taking photos of stretch glass. He made sure to photograph some Imperial Blue Ice aka smoke stretch glass so I could share it with you tonight. "Blue Ice" is the color name Imperial gave their stretch glass which has become known as 'smoke.' I personally prefer to use the OMNs whenever we know them, so I'll generally refer to this color as "Blue Ice" but for tonight, it will be smoke!

We have seen some Imperial smooth vases on previous nights, but I thought I would share this photo of a group of vases in various sizes. The big one is really big and IMHO qualifies as a funeral vase. It has a base diameter of 5 3/8" and is 16 1/4" tall and 9" wide at the widest point at the top. Note the differences in the finishes on the various vases and the resulting colors.

Imperial made Chesterfield in this color as well. I have 5 of the tumblers (thank you, Tom Burns) and a 6th one does exist but is owned by someone else. Note the variation in the color of the two tumblers in the photo. I am not aware of a pitcher, but one must have been made since we have tumblers. Where there is smoke there is fire and where there are tumblers there is certainly a pitcher. Maybe one of our readers has a pitcher and will send in a photo. Needless to say, I'm on the hunt

for the pitcher.

I've only managed to acquire 2 shapes of the Floral & Optic bowls in smoke (shown to the left); another one recently sold in an auction (Seeck, I believe) but the price advanced multiple times in the closing minutes of the auction and I thought it best to let the other bidder win that one since they seem very interested in getting it. Note that the two flared bowls have

different finishes; one is very stretchy and one is very shiny. We understand from Imperial ads that they offered these and some other pieces in both finishes, so the two finishes are deliberate not accidental.

Finally, shown to the right is the typical wide panel bowl but in the less-typical "normal" shape, i.e. as it came out of the mold without any reshaping. I don't want to take up the entire discussion tonight so I will stop here for now. I will try to send in additional photos of a few more examples of smoke stretch glass on another night. Thanks for looking, hopefully the smoke didn't get in your eyes.



Carnival Mailing List 11-26-2019: Cal here. Thanks for your comments on the smokey stretch glass you have seen so far this month. I thought I would share some additional items with you tonight.

Shown on the left is a vase which has cuttings on it. It is very thin glass and quite delicate and unusual. Sometimes smoke pieces were decorated with cuttings; smoke shows the cuttings as well as any of the colors made by Imperial. On the right is the footed mayo and the underplate. Note that both have the cuttings.

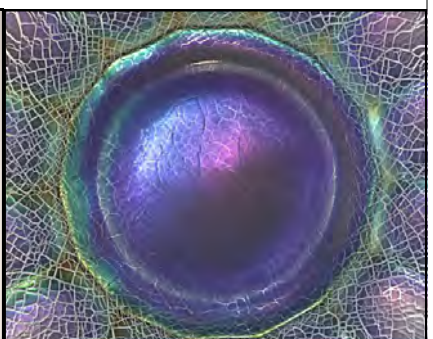
Imperial made several shapes with a spiral design in the mold. To the left is the Cheese & cracker, below it is the mayo and underplate.



Finally I will share a couple of Dave's images which really highlight the iridescence on Blue Ice stretch glass. These photos show the definition of 'stretch affect.'



Happy Thanksgiving to everyone and thanks for sharing your smokey stretch glass with us as we share ours with you.



Summary of the Board of Directors Meeting Thursday, October 17, 2019

- Treasurer's Report: Jim gave detailed account balances, totaling about \$26,000 as of 10/17/19. Recent expenditures included \$250 donation to Depression Glass Museum restoration fund, \$585 for the website, \$300 to Becki Ann for calendar work, and \$483 for the last newsletter. Income was from new memberships, calendar sales and gifts.
- Membership Report: Stephanie reported 11 new memberships since June for a total of 159.
- 2019 Convention Report: Vickie reported close to 50 attendees, and close to 60 at the banquet. The calendars and donated books provided extra cash. She heard no complaints, and got several suggestions to consider for next year.
- Old Business: Cal asked for reconsideration/clarification of this item from the 7/27 Board Meeting minutes: approval of "an unlimited amount of funds from the Bill Crowl account for purchasing SGS-owned 'Bill Crowl' educational glass." After discussion, the July vote to approve was upheld with the added specification of only Cal and Bob as purchasers. Cal will document the existing 60ish pieces of BC glass, and share his wish list for additional pieces. Gary will work with Cal to determine which Imperial Art Glass items should be included on the wish list to provide a representative sample of this stretch glass. Others are invited to suggest stretch glass for our wish list.

FY2020 Action Plan Reports:

- Vickie reported these plans for the 2020 Convention: the club display theme will be Tangerine and amber stretch glass; the same caterer will be used; she's had some offers for presentations; creative ideas for individual display tables are welcome; more details to be shared after the first convention team meeting.
- Mary Elda has transcribed and submitted the Oct. 10 S.O. discussion to Cal, and the Nov. photo album is in progress.
- Maxine reported these early 2020 SGS presentations at carnival glass conventions: Gary Senkar at Heart of America in April, and Cal at Keystone in May and Lincoln Land in June.
- Jonathan will promote the November S.O. discussion on Facebook. He had emailed his outline for a series of short (couple of minutes each) videos about stretch glass, and will ask Dave Shetlar for a thumb drive of pictures to illustrate. He's also drafted 15-minute marketing videos using Facebook Live.
- Kathy is working with Cal, Gary, Renee Shetlar and Zak McCamey to identify and upload pieces from the Schleede auction to the Stretch Glass database.
- Gary reported that our webmaster, Brian, redesigned the website with tiles, making it easier for all website visitors to find information. Gary has additional enhancements planned, with the help of Brian. In addition to his database work, he's also working to get Dave's photos onto the website.
- Bob sold 27 calendars and 2 souvenirs and signed up 2 new members at the Cape Cod show. He was with Cal at the Vaseline Collectors Convention and will go with him to the Eastern National show in November.
- Cal works with Maxine on outreach: she's the promoter, and he's the closer. He just did a stretch glass presentation at the Vaseline Collectors' convention, and has agreed to do one for the Cape Cod glass club next May. He's also just set up a long-running stretch glass display at the National Depression Glass Museum in Kansas.



A Warm Welcome to Our New Members



Diane Bietz from Breslau, Ontario, Canada
Paul & Yvette Berube from Tiverton, Rhode Island
Marie Forjan from Eastham, Massachusetts
Dana Janis from Orangevale, California
Norma J. Kramer from Junction City, Oregon
Robert and Janet Paper from Indio, California
Jack Peacock from Winston-Salem, North Carolina
Julian Rogers & Jim Beverage from Ogunquit, Maine
Emile F. Seymour from Fitchburg, Massachusetts
William E. Shreck from Crewe, Virginia



Another Stretch Glass 'Match' Completed


By Cal Hackeman

On Thursday, November 14, 2019, Dave Shetlar arrived at our home. He was tired from his day-long drive from Ohio and frustrated by our 'rush hour' traffic, but he still had some energy to talk about stretch glass. Renée had remained in Ohio to care for their aging babies - you know, the little white ones we have been seeing at conventions for many years. After a good night's sleep we got down to business the next morning. He was at our home to photograph stretch glass that was not already included in the ever-growing photo library. We began with some of our early period stretch glass - curtain optic, rib optic, Indiana Fair souvenirs, a couple of vases with the dance of the nymphs decoration, beverage sets, vases, candleholders, US Glass Pearl Blue, late period Fenton epergnes (a dozen or so, all different colors), Grecian Gold with wheel cuttings, Imperial Blue Ice (Smoke), Imperial Iris Ice, Crystal, Persian Pearl, Diamond's Royal Lustre and much more. The next day we continued and photographed more early period stretch glass. On day three we turned our attention to Late Period stretch glass - about 200 pieces of it. As the result of Dave's visit and his well-known photographic talents, we now have approximately 500 more photographs of stretch glass in Dave & Renée's considerable photographic library, which they generously allow The Stretch Glass Society to use.

Have you ever thought about inviting Dave and Renée to your home to photograph your stretch glass? Everyone has pieces of stretch glass which are common and not-so-common. We want to capture photos of all known stretch glass in the ever-expanding photo library. While Dave does the photography and maintains the master library, he is allowing us to put the photos in a library on our website. Those photos will be the most complete collection of stretch glass images in existence and will be an unparallel resource for all who have an interest in stretch glass. It is a pleasure to have Dave & Renée visit and I learn so much about my stretch glass every time they are here. Maybe you will consider inviting them for a visit?

By now you are asking, "ok, Cal, so what's the 'Match' that was completed? As we were photographing, Dave opened a box and took out what looked like a tall blue flared vase with 'matchstick' cutting on it. Then he turned it over and said, "you have the bowl that belongs on this base; I brought it along so we could match them up." And we did. Here is the Diamond Harding Blue bowl on the matching base. Don't they look wonderful together? After a little stretch glass trading, Dave went home with a console set he and Renée needed for their collection and the base stayed with the bowl in North Carolina. Thank you, Dave, for making this match possible and for all you do for us as the official photographer of The Stretch Glass Society.





Bill Crowl Memorial Education Fund

By Call Hackeman

The Bill Crowl Memorial Education Fund (BCMEF), established shortly after Bill passed away, provides assistance to The Stretch Glass Society in the pursuit of achieving our mission to promote and preserve American iridescent stretch glass. One of the goals of the BCMEF is to build a collection of stretch glass from both the early and late periods of production which will include examples from all nine companies which produced stretch glass and will have a representative variety of colors, shapes and sizes of stretch glass. The first item acquired by the BCMEF was a Jeanette bowl in an original iron frame. This bowl had been donated to The Stretch Glass Society by John Madeley, along with several other items, prior to his death. This bowl was transferred to the BCMEF because it is a wonderful example of Jeanette stretch glass and because it is somewhat unusual to find the bowl in a period holder. It also provided us with a piece of stretch glass from one of the leading researchers, authors and collectors of stretch glass. A short time later, a pair of Amethyst Vineland 10" candleholders, previously in the collection of Berry Wiggins, an early researcher, author and collector of stretch glass, was donate to the BCMEF by Cal Hackeman (Cal acquired these at the Randy Clark sales of Berry's stretch glass). Pam Steinbach contributed a Fenton Florentine Green butterball tray and Randy Clark added a Fenton Wisteria cologne to the collection. Following the Bill Crowl Estate Auction by Randy Clark, Bob Henkel donated a Fenton Celeste Blue bon bon, previously belonging to Bill Crowl and Cal Hackeman donated a number of items, all purchased at the Crowl Estate Auction and believed to have been owned by Bill. In addition, as previously reported, the fund acquired with donated funds one of a few known 17" Fenton Ruby plates, made from a punch bowl, which is known. This plate was owned, at various times, by Bud Ash-





more, Bill Crowl and Roy Ash. We are grateful to Roy for allowing us to purchase the plate from him after he purchased it at the Crowl auction.

As you will see from the following list and photographs, the BCMEF collection of stretch glass is growing. Our goal is to achieve a collection of approximately 200 pieces, sufficient in variety to be able to serve as a representative example of stretch glass in connection with presentations to other glass clubs, exhibits at antique and glass shows, and, on occasion, at museums. While we have a long way to go, we are off to a good start. We invite all members and friends of The Stretch Glass Society to donate one or more examples of stretch glass from their collection to the BCMEF to help us grow the SGS collection and build a collection which includes stretch glass from as many of our members as is possible. Maybe you have a piece of stretch glass from a stretch glass enthusiast who is no longer with us; if so, please consider donating an item in memory of that individual in addition to an item from your collection.



The BCMEF has a 'wish list' of specific stretch glass which we wish to acquire. The first item on our 'wish list' is a Tangerine guest set. We know Bill Crowl had one of these and we believe it would be fitting for the BCMEF to acquire one of these in memory of Bill. The second item on our 'wish list' is the plate from which The SGS emblem was drawn. We believe this to be an Imperial plate, most likely Blue Ice (Smoke) in color with the Fuchsia cutting. Over the next several months additional items will be added to the 'wish list.' Please help us locate these items for our collection and think about how you can help our collection grow to better represent stretch glass to those who are or may become interested in it in the future.



All photographs appearing with this article are of items currently in the Bill Crowl Memorial Education Fund Stretch Glass Collection.



Join Cal at an Upcoming Educational Seminar

The National Depression Glass Society, The Stretch Glass Society and The National Glass Museum announce a seminar, "Stretch Glass - Decorative & Practical" from 1-3pm on February 1, 2020, at The National Glass Museum, Wellington, KS. The seminar will be presented by Cal Hackeman, President of The Stretch Glass Society and Bob Henkel, Director, and will feature over 50 examples of early and late period stretch glass which are both useful and useable in the homes of the 21st Century. Stretch glass is foremost among antique and collectible glassware when it comes to decorating and entertaining with stunning, iridescent glass. Join us for the seminar and learn about the endless array of colors and shapes of stretch glass available for your table and home. Cal has collected stretch glass for over 30 years, assembling a significant collection. Approximately 200 examples of stretch glass from The Bill Crowl Memorial Education Fund collection and Cal's personal collection have been on display at The National Glass Museum since mid-September, 2019. Cal looks forward to sharing his insights on using and entertaining with stretch glass during the seminar. Complimentary ID of stretch glass will also be provided at the Seminar.



Promoting Stretch Glass and The Stretch Glass Society

A significant part of our mission is to promote stretch glass as a type of American antique & collectible glassware. YOU can help us accomplish this - and it is easy. The Stretch Glass Society has printed information available for you to share with your glass-collecting friends, clubs, local antique malls and auctioneers. Here is what we have available:

SGS Quarterly - most recent and previous issues, printed two-sided, in full color. December 2019 will be available soon after you are reading this and September 2019 (featuring photos from Convention 2019 & more) is available now.

SGS Stretch Out Review - most recent and two previous editions (Early Period Punch and Beverage Sets, Early Period U.S. Glass Opaque Stretch Glass and Early Period Cut and Etched Stretch Glass). The Stretch Out Review of SGS Souvenirs will be available soon and copies of previous Reviews are available upon special request (pls allow time for printing).


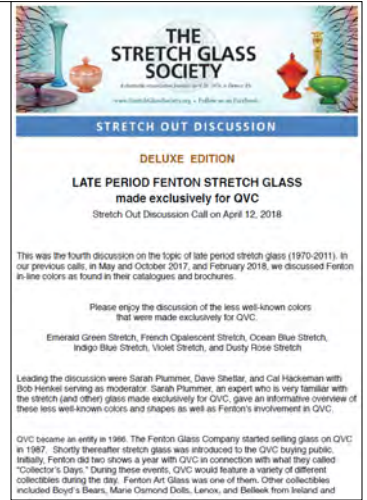
SGS Convention Rack Card for 2020 convention - available now to place in antique malls, shops and to distribute at club meetings or auctions

SGS Brochure - tri-fold, full-color brochure with stretch glass 'basics' and membership application - available to give to friends & family, place in antique malls, shops and to distribute at club meetings or auctions.

SGS Business cards - available to those who are actively promoting The Stretch Glass Society. The cards include your name and contact information plus stretch glass images, The SGS website and Facebook & more. We have these custom made at no cost to you; all we ask is that you give them to those who are interested in learning more about stretch glass & The Stretch Glass Society.

Any or all of this information is available at no cost to you. Whatever you request will be shipped to you or delivered to you in person (when possible). This is a great way for you to help us share the wonders of stretch glass and increase the number of collectors, decorators, dealers, auctioneers, and others who are aware of stretch glass and all its beauty and usefulness. Please help us promote stretch glass.

Contact Cal Hackeman at 919 600-4533 or president@stretchglassociety.org to request your supply and become an active ambassador of stretch glass today.



The Stretch Glass Society (SGS) 2019 Member Survey

(Optional) Name: _____

Please take a few minutes to complete this brief survey and mail it to 40 Warwick Rd, Orange, MA 01364. The survey is also available on www.stretchglassociety.org The results will help guide the Board of Directors of The Stretch Glass Society in determining how to give you the best benefits for your membership. All completed surveys will be confidential. Those members who opt to include their name will be eligible for a drawing for a free registration and banquet meal at the 2020 Convention. Thank you.

◆ **Number of years you have been a member of SGS.**

- 0-5 years
- 5-10 years
- Greater than ten
- I'm not sure

◆ **How did you find out about SGS?**

- Website
- Another glass club
- Advertisement
- Social media
- Brochure
- Other _____

◆ **Which of the following are important benefits of SGS membership? (check all that apply)**

- Convention
- Stretch out calls
- Website
- Newsletter – SGS Quarterly
- Deluxe Edition Reviews
- Contact with other stretch glass enthusiasts
- SGS Calendar
- Current prices from sales of stretch glass
- Information about sales and auctions of stretch glass
- Other _____

◆ **How would you prefer to learn about stretch glass?**

- Info on the internet
- Listening to podcasts
- Viewing videos
- By email information
- Facebook
- In person discussion
- Web-based or telephonic discussions
- Printed materials

◆ **Are you actively buying stretch glass? Yes or No**

◆ **Where are you purchasing your stretch glass?**

- n/a – I am not buying glass
- Auctions
- Private sales
- Antique malls
- Internet
- Other: _____

◆ **If The SGS has a piece of stretch glass made in connection with our 50th anniversary in 2024 how likely would you be to purchase one?**

- Very likely, I love stretch glass souvenirs
- Somewhat likely
- Undecided, I'd have to see it
- Unlikely, I don't really care for souvenir items

The next questions are related to the SGS annual convention. We would appreciate your input to help us plan future conventions.

◆ **Did you attend Convention 2019 – Yes or No**
Why or why not?

◆ **Do you plan to attend Convention 2020 – Yes or No**
Why or why not?

◆ **Location**

Does the location of the convention determine whether or not you will attend? **Yes or No**
Would you like the location of the convention to change from year to year – **Yes or No**
If yes, where would you like us to meet?

◆ **Schedule**

Would you like us to include some type of event outside of the convention room (such as a museum tour) as part of the convention? **Yes or No**
Is there adequate time for socialization during the convention? **Yes or No**

Is there adequate time for education (seminars and presentations) during the convention? **Yes or No**

◆ **Member Displays –Please indicate which of the following display formats would encourage you to display some of your stretch glass at a convention?**

- Free 5' round table (as has been available traditionally)
- Vignette display including several pieces of stretch glass (with or without other items of your choosing)
- "My best piece" (1 special example from your collection)
- Other _____

Please share any other comments with the leaders of the Stretch Glass Society which you feel would be beneficial for the success of The Stretch Glass Society?

Thank you for your time in answering this survey and thank you for your interest in promoting and preserving stretch glass.
We look forward to being in touch with you soon!

Glass Show to Feature Elegant Depression Era Glass

Presented by the 20-30-40 Glass Society of Illinois

March 14, 2020 10:00 - 5:00
 March 15, 2020 11:00 - 4:00

The 48th Annual Depression and Elegant Glass Show and Sale presented by the 20-30-40 Glass Society of Illinois will be held at The Concord Plaza Midwest Conference Center, 401 West Lake Street, Northlake, IL 60164

Free parking and shuttle bus available to the door!

The building will be filled with both common and rare pieces of Depression glass and elegant glassware in a variety of shapes, sizes and colors. There will be something for almost every collector and decorators can shop the show for unique items that are not available in retail outlets.

The show will feature 26+ dealers from all over the United States displaying, for sale, American made Elegant and Depression Glassware plus pottery, dinnerware and kitchenware. Glass included was made by companies such as Fenton, Blenko, Fostoria, Heisey, Cambridge, Imperial, Pyrex and many more. Fire King, Jadeite and Fiesta will also be available for purchase.

Depression glass is the colorful glassware made in the 1920's and 30's in many patterns by companies such as Federal, Hazel-Atlas, Hocking and Jeannette. Elegant glass is generally higher quality than Depression glass and is often etched or cut with intricate patterns showing the skills of American glass workers. Major producers of elegant glass include Cambridge, Fostoria, Heisey, New Martinsville, Tiffin and Westmoreland.

In addition to elegant and Depression glass and vintage kitchenware, items such as lamps, vases, planters and figurines made by American potters will be offered. Makers include Hall, McCoy, Roseville, Shawnee and Weller.

Free glassware identification will be available utilizing the vast knowledge base of both club members and the extensive research library.

Expert glass repair will be available on site. Mary Lou has been featured at our show for 40 years. If you have stemware with chips, bring them in to be repaired. If you have serving pieces with chips on the edges, they can also be repaired. Drop off your pieces to be repaired on your way into the show, enjoy the show and pick them up on your way out, in most cases.

For more information on this event, visit our website 20-30-40glassociety.org or Facebook page The 20's 30's 40's Glass Society of Illinois. You may also contact show chairman Silvano Brugioni at (708)-655-1702 or brugioni@ameritech.net

Please join us on Saturday, March 14th or Sunday, March 15th!



48th Annual
Glass Show & Sale

Sponsored by The 20-30-40 Glass Society of Illinois
Saturday, March 14th, 2020 - 10am to 5pm
Sunday, March 15th, 2020 - 11am to 4pm
 Admission: \$9.00 per Person / \$8.00 with this card

*Specializing in: Depression,
 Elegant, Carnival, Pattern, Art,
 & Mid-Century Modern Glass,
 Pottery & Utensils*

Mary Lou's Crystal Repair ♦ Door Prizes ♦ Glass Identification ♦ Reference Library

Location: **THE CONCORD PLAZA MIDWEST CONFERENCE CENTER**
401 West Lake Street, Northlake, IL 60164
Free parking and shuttle bus to front door
 For information, call 708-655-1702 or visit our website at: 20-30-40glassociety.org

WE HOPE YOU ENJOYED THIS ISSUE OF THE STRETCH GLASS SOCIETY QUARTERLY!

Thank you for being a member of the Society and supporting our on-going activities. If you are not a member, we invite you to join our Society and enjoy the full benefits of membership and/or make a contribution to further the promotion and preservation of stretch glass. Contributions may be made via our website or by mail to Treasurer, The Stretch Glass Society, PO Box 117, Sunbury, OH 43074.

ABOUT THE STRETCH GLASS SOCIETY

The Stretch Glass Society is an avid group of Stretch Glass collectors, buyers, sellers, auctioneers and researchers. We are a 501 (c)(3) charitable organization. Our goals are to promote and preserve this beautiful glass and the history of its manufacture as part of our American heritage. We undertake activities to interest and educate all who seek to learn about stretch glass and encourage learning and enlightenment of this unique glassware produced in America from 1912 through the mid-1930's and from 1970 until 2011. We are the only organization dedicated exclusively to the promotion and study of iridescent stretch glass.

Membership in The Stretch Glass Society is open to all. Annual dues for members who receive communications by email, including the quarterly newsletter, are \$18 per year; annual dues for members who receive the newsletter by mail are \$28 per year (higher if outside the US). A membership may include all persons residing at one address and renews annually on January 1.

Membership benefits include:

- A subscription to The Stretch Glass Society Quarterly, which includes recent discoveries and transactions, and prices of stretch glass.
- Full access to www.stretchglassociety.org including the member-only resources pages that contain a significant collection of catalogs and other materials from The Fenton Art Glass Company, plus over 150 past issues of The Stretch Glass Society Quarterly.
- An Annual Convention and Stretch Glass Show, complete with educational displays and seminars.
- Opportunities to network with over 125 stretch glass enthusiasts and receive assistance with identification of stretch glass.
- Invitations to Stretch-Out Discussions, held virtually 4-6 times annually to discuss specific aspects of stretch glass.

BECOME A MEMBER TODAY! Complete form or join online at www.stretchglassociety.org.

Please print legibly and place an "X" in the box for each line of information that you **DO NOT** want published in the annual SGS Member Directory.

NAME(S) _____

STREET ADDRESS _____ CITY _____ STATE _____ ZIP _____

E-MAIL/ WEBSITE ADDRESS _____

TELEPHONE _____

Make check payable to The Stretch Glass Society. Mail form and check to: SGS Treasurer, P.O. Box 117, Sunbury, Ohio 43074